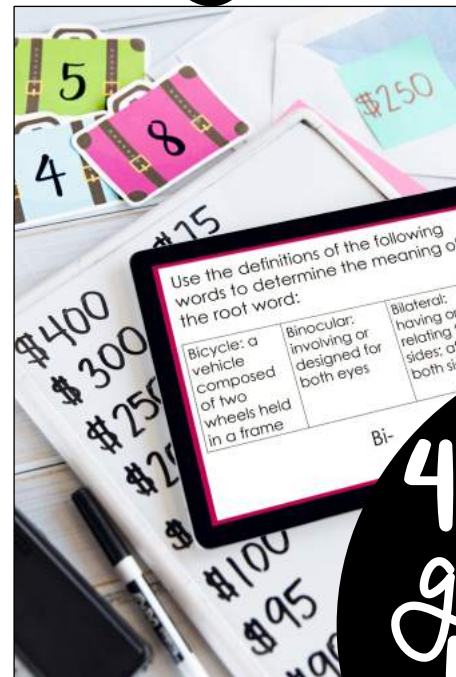
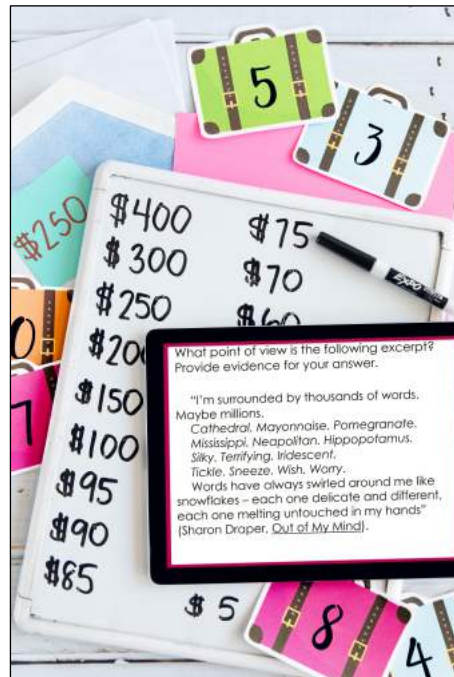


volume  
TWO

# LET'S MAKE A DEAL

## MYSTERY SUITCASE

### ELA & review GAME



4TH & 5TH  
grade test  
PREP GAME


# table of contents

PAGE	CONTENT
3	Instructions for Teachers: Prepare Ahead of Time
4	Example from Another Classroom
5	Instructions for Teachers: Done For You Option
6	Instructions for Teachers: Create Your Own Prizes Option
7	Playing the Game
8	Examples From my Classroom
9-10	Answer Keys
11-59	Review Questions

**NOTE: SEPARATE EDITABLE FILE INCLUDES PRIZE PAGES, BRIEFCASES, AND CREATE YOUR OWN VERSION. 100% EDITABLE.**

# instructions for teachers: **PREPARE AHEAD OF TIME**

1. **Display the presentation** on your projector so all students can read the questions. If this isn't a possibility you could always just read the questions to them or print this off and give the group a question each time it was their turn.
2. Print (found in separate file) or write the possible **prizes or dollar amounts so students can see.**

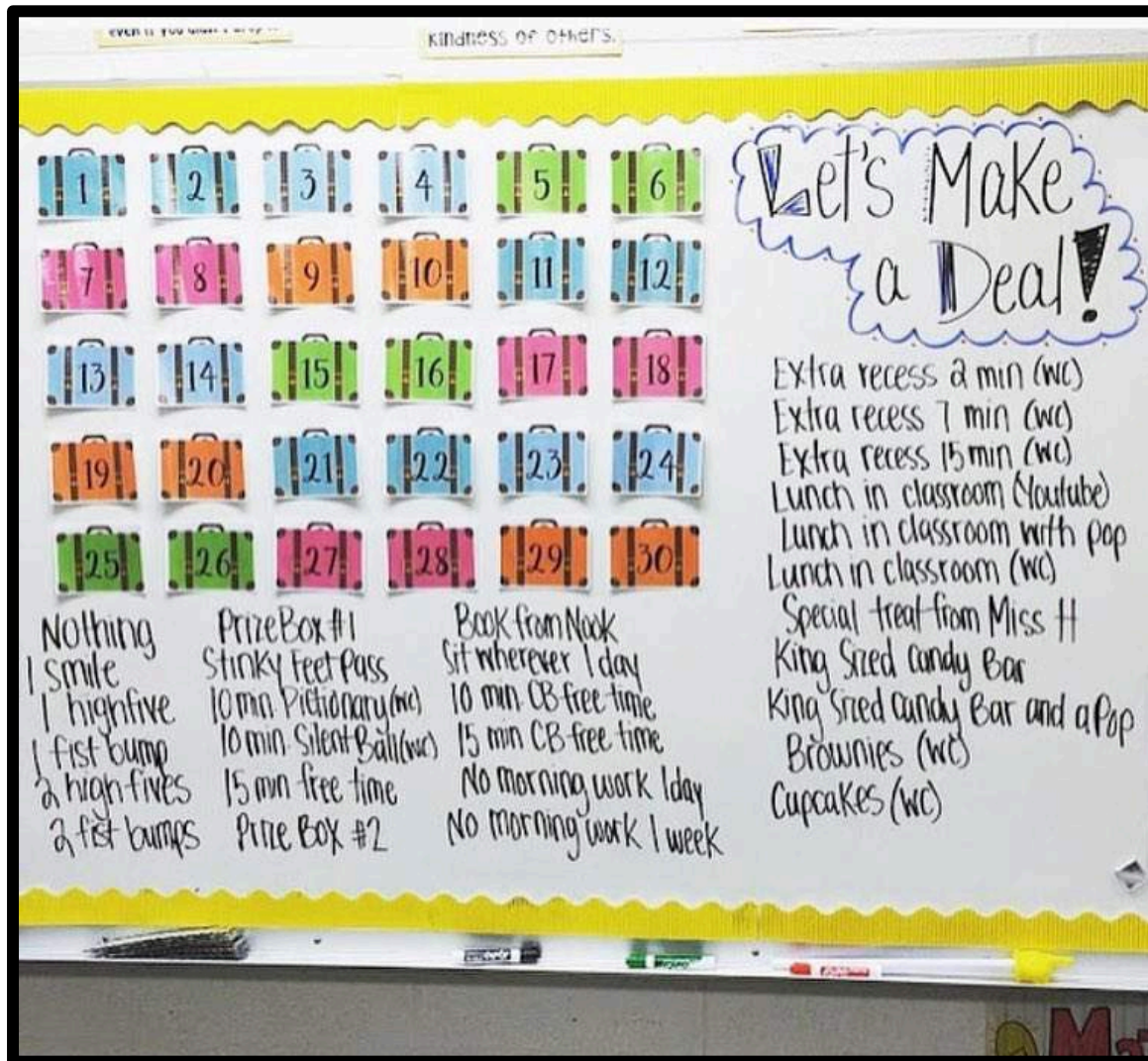


3. **Display the briefcases** for students to see (I taped mine to my whiteboard) or I would place the envelopes on my desk and tell them the numbers they could choose from.





# examples from other classrooms



Here is an example from another teacher who used the briefcases in her classroom.

# instructions for teachers: DONE FOR YOU OPTION

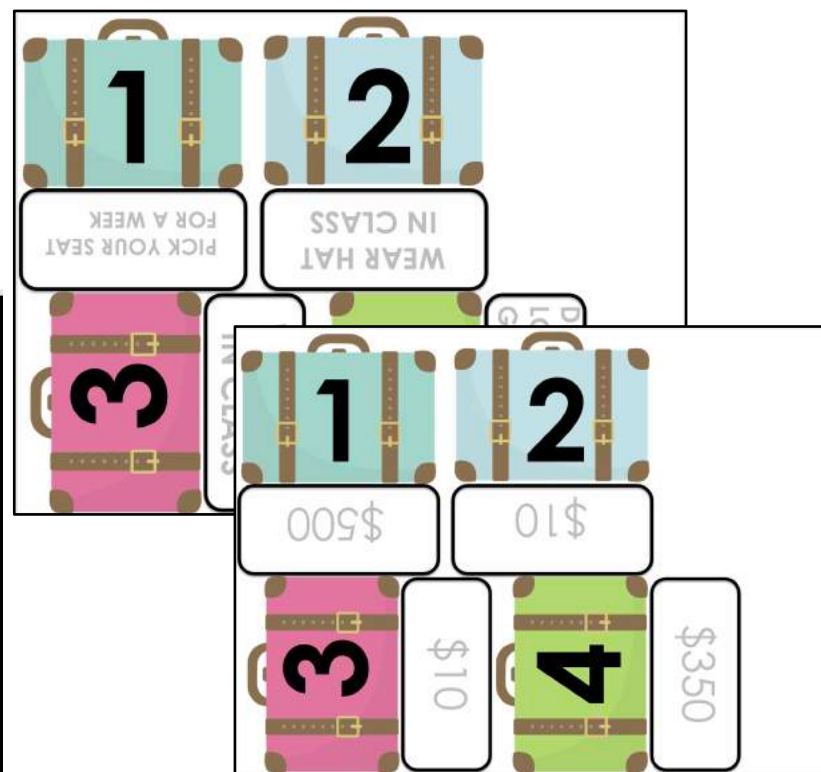
1. Print the page that has all the dollar amounts or class prizes.
2. **Make sure you have the same number of prizes or dollar amount prizes.** If you have more or less question amounts than prize or dollar amounts, delete some of the options in the editable file.
  - **For example, this presentation has 50+ questions, but I have included 40 prize options and dollar amounts in the editable file, so you will want to skip some questions or just go until your run out of briefcases.**

## LET'S MAKE A DEAL

- AUTOMATIC 100% ON AN ASSIGNMENT
- AUTOMATIC 100% ON AN ASSIGNMENT
- CLASS MOVIE PARTY
- SKIP A TEST/QUIZ
- SKIP A TEST/QUIZ
- 50 POINTS EXTRA CREDIT
- 40 POINTS
- 30 POINTS
- 20 POINTS
- 10 POINTS

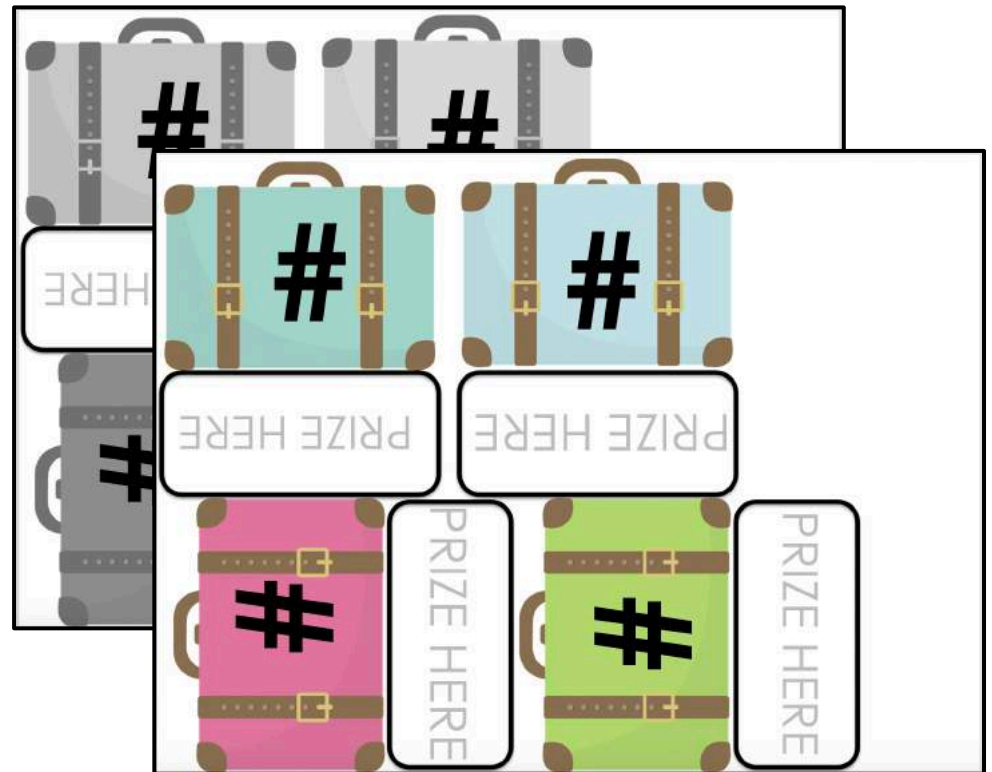
## LET'S MAKE A DEAL

\$500	\$250
\$450	\$200
\$400	\$150
\$350	\$100
\$300	\$100



# instructions for teachers: CREATE YOUR OWN PRIZES

1. You will need as many prize options as you have questions/slides: Create prizes or amounts for each question and write them or type them on something that students can see during the game.
2. You can use my editable file or write your options on the board.
3. **Make sure you have the same number of prizes or dollar amount prizes.** If you have more or less question amounts than prize or dollar amounts, delete some of the options in the editable file.
  - **For example, if a presentation has 20 questions, then you will need 20 prizes and 20 briefcases.**



# PLAYING THE GAME

1. At the beginning of the game divide your students into groups. Groups of 4 have worked best for our classroom.
2. After students are in their groups have them decide on the number of the “briefcase” they think has the biggest prize (or prize they want). When they have decided on their “briefcase” (as a team) allow them to select their “briefcase.”
  - If your envelopes or briefcases are see-through, you could just keep the envelopes at the front until the end of the game.
3. Once students have selected a “briefcase” you can begin playing the game.
4. Have groups start answering questions from the presentation. Each time a team answers a question correctly they can eliminate one of the other “briefcases” that none of the groups have selected or they can switch their “briefcase” with one at the front of the room. You would then open their “briefcase” and eliminate that amount. From the board.
5. Each time students eliminate a reward, cross it off the board so students can see what prizes may still be left in their selected “briefcases.”
6. One option is to leave 1 to 3 unopened “briefcases” until the end, so students have the option to switch out their “briefcase” or eliminate it.
7. After all questions have been answered and/or when you have run out of “briefcases” each group can open their “briefcase” to see what prize they have gotten.



# examples from my classroom




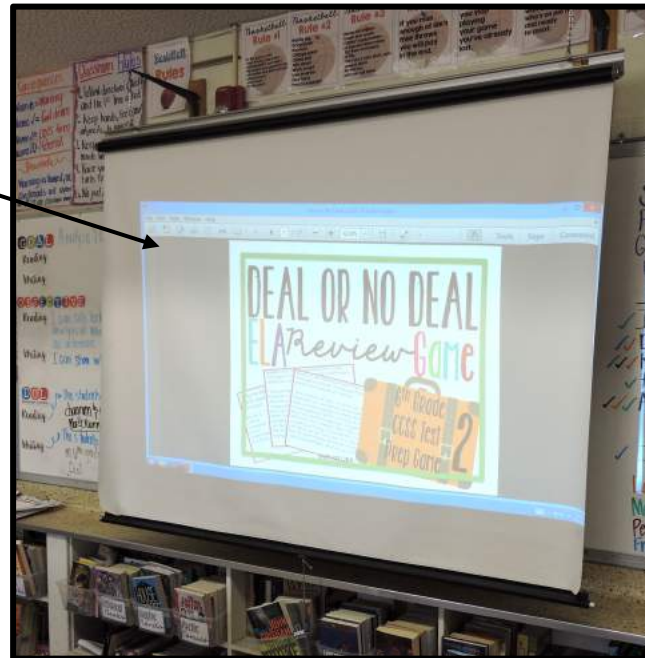
I have a classroom economy with paychecks, so I just use dollar amounts.

I write all the amounts on the white board and erase as we eliminate envelopes.

I have two of the same because I had two different classes when we played this game.

I just project the game on my whiteboard and have students answer the questions as a group. I have 4-5 groups each time, and at the end, each group has an envelope.

That means we don't eliminate 4-5 envelopes because that's the prize for each team.



I use actual envelopes and just write the amounts on sticky notes that go inside.

When we open that amount, we eliminate the amount on the whiteboard.



# ANSWER KEYS INCLUDED

## Answer Key

1. Simile
2. After the National Mon
3. Two
4. Alliteration
5. Famous or well-known
6. Love, desire, goddess
7. First person
8. As we were running to soaking wet!"
9. Historical or historical
10. Alliteration
11. Fantasy based on the
12. Answers will vary
13. Answers will vary but s starts from the beginn
14. We read the books, H semester.
15. Answers will vary but s natural disasters or ac
16. Mya is upset because would think she hadn
17. Jamie went to the stor
18. Answers will vary: I ran
19. I would use a mechan
20. Answers will vary: Inte Preposition: We jumpe
21. Non-fiction based on
22. Answer will vary. Exam were on time for the p
23. Hit
24. Adventure is when the something like a murder
25. Steal or listen
26. Very strong
27. Answers will vary: I was

28. Life
29. A myth is a traditional story, especially one concerning the early history of a people or explaining some natural or social phenomenon, and typically involving supernatural beings or events. A folktale is a story originating in popular culture, typically passed on by word of mouth.
30. Jason was going to surprise his mom with breakfast for Mother's day or her birthday.
31. Jamie went to the store, took her packages to the post office, and then went home to make dinner for her brother, Joseph.
32. Broke or cracked
33. War or fighter
34. Answers will vary but students should show an understanding of a situation that has a problem and solution and why that would be this type of writing (i.e racism, low wages, bad economy etc.)
35. Third person
36. Mrs. Cahill announced, "The bus is in the parking lot to take us to the zoo." Patrick asked, "Can we sit by our friends?"
37. Answers will vary: I walked yesterday. I am walking. I am going on a walk tomorrow.
38. Answers will vary: Their house is across the street. ; She was just over there.; They're my friends.
39. Under; beneath
40. A firsthand account of an event or topic is based on an author's personal experience. The author uses pronouns such as *I*, *me*, and *we* to describe the event or topic. *Diaries, autobiographies, and letters are considered to be firsthand accounts.* A secondhand account of an event or topic is based on an author's research, rather than personal experience. The author uses pronouns such as *he*, *she*, and *they* to describe the event or topic. *Encyclopedia entries, biographies, and textbooks are considered to be secondhand accounts.*
41. Third person point of view
42. Alyssa and Mariah went to basketball practice.
43. One
44. Richie had mowed lawns to earn money to buy new shoes.
45. Our house is on Blake street.; Are you going to the store?
46. First person.
47. Poetry/Verse
48. The main idea is what the article is mostly about (i.e. Nonfiction books are true). The supporting details are the details from the story that give more details on the main idea (i.e. Biographies and autobiographies are examples of non-fiction books written about people's lives).
49. In my social Studies class we are studying Germany, Japan, World War II, and President Franklin D. Roosevelt.

©MARTINA CAHILL — THE HUNGRY TEACHER

©MARTINA CAHILL — THE HUNGRY TEACHER

# 49 ELA QUESTIONS TO REVIEW READING, WRITING, GRAMMAR, AND VOCABULARY.

What type of figurative language is the following sentence and what is its literal meaning?

Don't log

Correct the following sentence

after the nashunal monument

Using the definitions of the following words, determine the meaning of the root word:

Bicycle: a vehicle composed of two wheels

Bicoculars

Bilateral

What type of figurative language is the following sentence

Use context clues, to determine the meaning of the underlined word:

The most notorious, or most famous and well known, of Al Capone's killings, was the St. Valentine's Day Massacre. Four of Capone's gang members went into a garage. The garage had a secret bootlegging business

question 5

©MARTINA CAHILL — THE HUNGRY TEACHER

Dakota and Erick had stopped talking to their friend Dillon ever since he had gotten a girlfriend. They had nicknamed her "**Aphrodite**" based on how Dillon had stopped thinking

Is the following excerpt told from first person or third person point of view? How do you know?

"I'm surrounded by maybe millions. Cathedral. Mississippi. New Silky. Terrifying. Tic. We snow each (Shar

Correct the following sentence

As we were running to get a thunderstorm, Adrienne yelled

Based on the following excerpt from a novel, what genre of book is this excerpt from? Provide evidence to support your answer:

"The Jews must disappear from Europe. That's

What type of figurative language is the following sentence?

Lana's lizard likes leaping leopards.

question 10

©MARTINA CAHILL — THE HUNGRY TEACHER

Based on the following excerpt from a novel, what genre of book is this excerpt from? Provide evidence to support your answer:

Correctly use the following three words in one-three sentences.

Describe a type of writing that would require the author to use a chronology type of writing structure

Describe a type of writing that would require the author to use a cause and effect type of writing structure and explain why cause and effect would be best.

Correct the following sentence:

We read the books, holes, Harry Potter and the Sorcerer's Stone, Ungifted, and the short story, all about myths this semester.

question 14

©MARTINA CAHILL — THE HUNGRY TEACHER



# 49 ELA QUESTIONS TO REVIEW READING, WRITING, GRAMMAR, AND VOCABULARY.

Inferences:

Mya couldn't believe it! She had studied for weeks and now she walked home with

How many...  
me.  
Use a conjunction to join the following sentences:

Use the following verb in three different sentences to convey the three different verb tenses: past, present, and future.

Correct the following sentence:

*Eye wood use a mechanical pencil if their we're enough four are class too use.*

question  
19

©MARTINA CAHILL – THE HUNGRY TEACHER

Write three different sentences that have one of the following in each sentence.

Based on the following excerpt from a novel, what genre of book is this excerpt from? Provide evidence to support your answer:

Use the following correlating conjunctions in two different sentences {one sentence for each pair of correlating conjunction}.

Either/Or

Use context clues, to determine the meaning of the underlined word:

I was going on to tell him a lot more about Fred, who had always been one of my warmest friends, when he suddenly got hold of a stick and walloped me with it.

question  
23

©MARTINA CAHILL – THE HUNGRY TEACHER



# 40 DONE FOR YOU PRIZE SHEETS WITH A DOLLAR AMOUNT OPTION AND FREE-FOR-TEACHER PRIZES

**LET'S MAKE A DEAL**

\$500	\$250
\$450	\$200
\$100	\$80
\$60	\$30
\$10	\$1
\$10	\$1
\$5	\$1
\$5	\$1
\$5	\$1

**100% EDITABLE PRIZES AND BRIEFCASES**

**LET'S MAKE A DEAL**

- AUTOMAT
- AUTOM
- CLASS

**LET'S MAKE A DEAL**

- SIT BY A FRIEND FOR A DAY
- SIT BY A FRIEND FOR A DAY
- PICK YOUR SEAT FOR A WEEK
- PICK YOUR SEAT FOR A WEEK

**LET'S MAKE A DEAL**

- WEAR HAT IN CLASS
- WEAR HAT IN CLASS
- HOMEWORK PASS
- HOMEWORK PASS
- HOMEWORK PASS
- A HIGH FIVE
- A HIGH FIVE
- A HIGH FIVE
- A HIGH FIVE
- A HIGH FIVE

SIMPLY PRINT, DISPLAY, AND CROSS OFF PRIZES AS STUDENTS ELIMINATE BRIEFCASES.

# 40 MATCHING DONE FOR YOU PRIZE BRIEFCASES WITH DOLLAR AMOUNT OPTION AND FREE-FOR-TEACHER PRIZES

**100% EDITABLE  
PRIZES AND BRIEFCASES**



**SIMPLY PRINT, FOLD IN HALF, AND HANG UP FOR STUDENTS TO SEE**

# BLANK MAKE YOUR OWN OPTION TO CREATE YOUR OWN PRIZES AND BRIEFCASES

100% EDITABLE  
PRIZES AND BRIEFCASES



SIMPLY TYPE, PRINT, FOLD IN HALF, AND HANG UP FOR STUDENTS TO SEE



# LET'S MAKE A DEAL GAMES AVAILABLE FOR 6<sup>TH</sup>-8<sup>TH</sup> ELA

**volume ONE** LET'S MAKE A DEAL  
MYSTERY SUITCASE  
ELA review GAME



**7TH & 8TH**  
grade test  
PREP GAME

©MARTINA CANILL - THE HUNGRY TEACHER

**volume TWO** LET'S MAKE A DEAL  
MYSTERY SUITCASE  
ELA review GAME



**7TH & 8TH**  
grade test  
PREP GAME

©MARTINA CANILL - THE HUNGRY TEACHER

**volume ONE** LET'S MAKE A DEAL  
MYSTERY SUITCASE  
ELA review GAME



**SIXTH**  
grade test  
PREP GAME

©MARTINA CANILL - THE HUNGRY TEACHER

**volume TWO** LET'S MAKE A DEAL  
MYSTERY SUITCASE  
ELA review GAME




**SIXTH**  
grade test  
PREP GAME

©MARTINA CANILL - THE HUNGRY TEACHER

**SIXTH GRADE**  
ENGAGING ELA GAMES  
Two unique and engaging ELA test prep games

**volume ONE** LET'S MAKE A DEAL  
MYSTERY SUITCASE  
ELA review GAME



**volume TWO** LET'S MAKE A DEAL  
MYSTERY SUITCASE  
ELA review GAME




**SIXTH GRADE ELA BUNDLE**


©MARTINA CANILL - THE HUNGRY TEACHER

**MIDDLE SCHOOL**  
ENGAGING ELA GAMES  
Two unique and engaging ELA test prep games

**volume ONE** LET'S MAKE A DEAL  
MYSTERY SUITCASE  
ELA review GAME



**volume TWO** LET'S MAKE A DEAL  
MYSTERY SUITCASE  
ELA review GAME



**MIDDLE SCHOOL ELA BUNDLE**

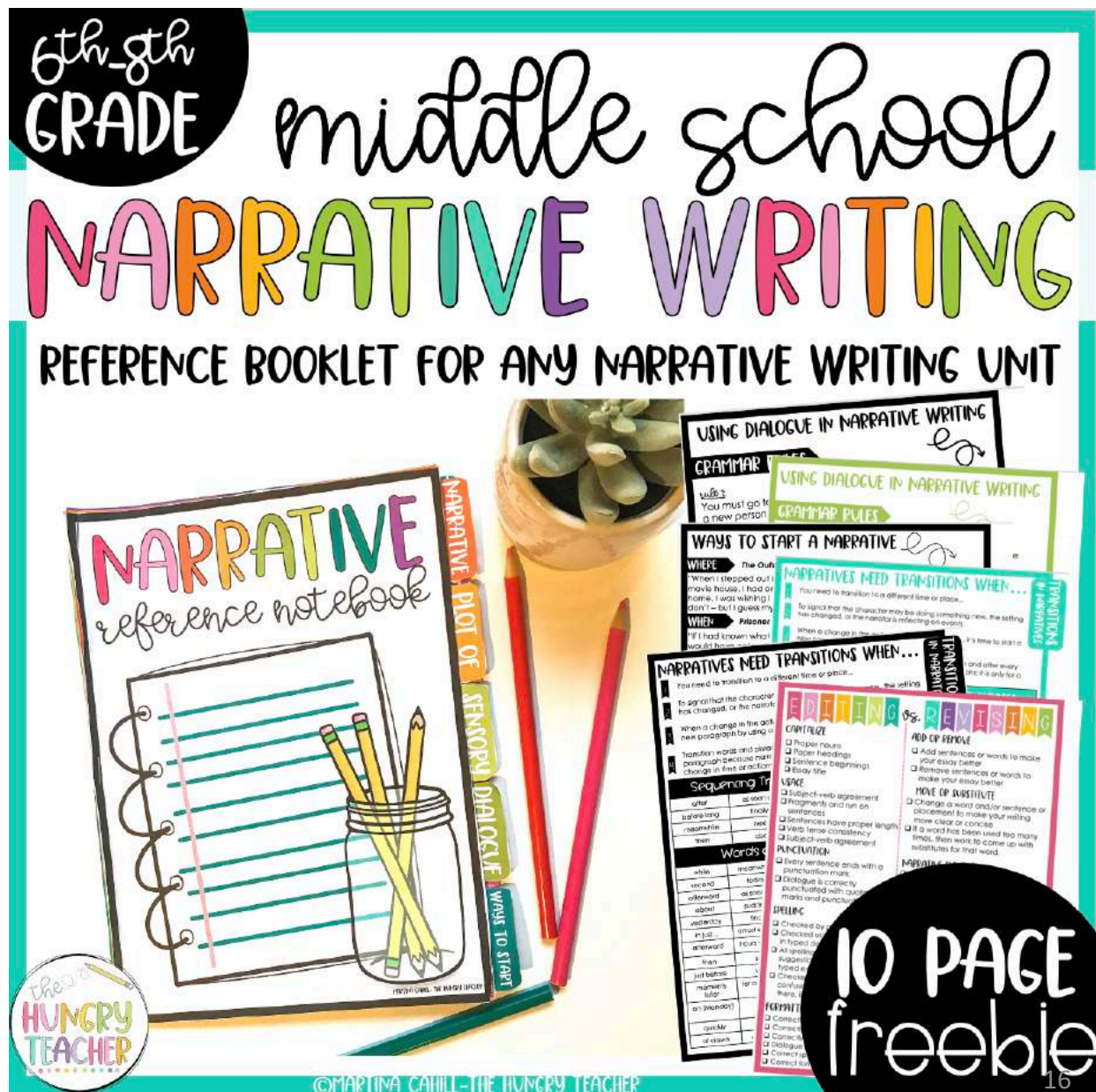
©MARTINA CANILL - THE HUNGRY TEACHER



# the hungry teacher newsletter

<https://the-hungry-teacher.ck.page/8c13afe9c7>

Be the first to know about new resources, new blog posts, and get exclusive freebies like this sent straight to your inbox



# THE HUNGRY TEACHER'S TERMS OF USE

EACH PAGE OF THIS DOCUMENT IS COPYRIGHTED

*you may not*

- You MAY NOT claim any part of this document as your own.
- You MAY NOT share or sell anything based on this document.
- You MAY NOT post any part of this document online or on a shared server.
- For editable resources, you MAY NOT edit them to be redistributed in any way, claimed as your own in any way, or altered and shared as if it were my original work.

*you may*

- This product is designed for personal use in one classroom (one teacher) only. For use in multiple classrooms, please purchase additional licenses.
- FREEBIES: If you choose to share one of my freebies on your website or on social media, please share a link for people to download the item from me at the original source.
- BLOGGERS: Feel free to blog about using my products in your classroom or use the cover page to a resource AS LONG AS you credit me and provide a link to the item at the original source.

THANK YOU FOR YOUR PURCHASE AND FOR YOUR SUPPORT IN PROTECTING MY WORK



MARTINA@THEHUNGRYTEACHERHUB.COM



# THANK YOU SO MUCH!

for teaching ideas, freebies, and other fun stuff check out my blog, instagram facebook page, store and pinterest



[TEACHERSPAYTEACHERS.COM/STORE/MARTINA-CAHILL-THE-HUNGRY-TEACHER](https://www.teacherspayteachers.com/store/martina-cahill-the-hungry-teacher)



[HTTPS://WWW.PINTEREST.COM/THEHUNGRYTEACHR](https://www.pinterest.com/thehungryteacher)



[@THEHUNGRYTEACHER8TH](https://www.instagram.com/thehungryteacher8th)



[FACEBOOK.COM/THEHUNGRYTEACHER/](https://www.facebook.com/thehungryteacher/)



[THEHUNGRYTEACHERBLOG.COM](http://thehungryteacherblog.com)



[MARTINA@THEHUNGRYTEACHERHUB.COM](mailto:MARTINA@THEHUNGRYTEACHERHUB.COM)

connect  
WITH ME

## fonts by:

