

# UPPER ELEMENTARY

## CHRISTMAS-THemed ELA ACTIVITIES

FIGURATIVE LANGUAGE, INFERENCES, GRAMMAR, Theme, AND NOVEL ACTIVITIES



### Teacher Guide Page Christmas Novel Would You Rather Read

#### Overview

This activity helps students explore new novels while practicing decision making and written explanation skills. Students read short synopses of books, decide which one they would rather read, and explain their



### Teacher Guide Page Christmas Photo Inference Activity

#### Overview

This activity uses Christmas-themed images to help students practice making inferences. Students will examine visual details such as facial expressions, body language, objects, and Christmas elements to determine what is happening in the photo and how the characters might feel. Students then support each inference with evidence from the image.

Name: \_\_\_\_\_ Date: \_\_\_\_\_

### CHRISTMAS WORD SEARCH

Find the Christmas words in the word search below.



### Teacher Guide Page Christmas Figurative Language

Students review and practice identifying types of figurative language in a Christmas-themed context. Students will use a reference chart and list to include idioms, similes, metaphors, and more.

Students will use a reference chart and list to include idioms, similes, metaphors, and more.



### Teacher Guide Page Christmas Songs Theme Analysis

#### Overview

This activity uses music with Christmas vibes to help students analyze. Students will listen to short clips from a song and then analyze the lyrics for themes, imagery, and

#### Disclaimer

I just play the songs, I don't show the videos.

Always preview all songs before playing to the classroom.

#### Why This Activity?

Music provides a powerful and relatable entry point for students to explore figurative language and emotional analysis skills. Plus, the fall theme helps engage students in the

### PARTS OF SPEECH

#### NOUN

Definition: Person, place, thing, or idea

Example: pen, dog, Landon, Colorado

#### VERB

Definition: An action or state of being

Example: run, sing, (to) be



Name: \_\_\_\_\_ Date: \_\_\_\_\_

### CHRISTMAS MAD LIBS

Fill in each blank in the story using the part of speech labeled in parentheses. Be creative — the sillier your words, the funnier the story will be! Once all blanks are filled, read your version of the story out loud to a partner or small group.

#### "Operation: Save Christmas!"

On Christmas Eve, I left a \_\_\_\_\_ (noun) by the tree and \_\_\_\_\_ (verb, past tense) to bed with a \_\_\_\_\_ (adjective) feeling in my heart. I dreamed of \_\_\_\_\_ (plural noun) and wondered how Santa would \_\_\_\_\_ (verb) into my

house \_\_\_\_\_ (adverb) without waking anyone.

But suddenly, a loud crash woke me up! I grabbed my \_\_\_\_\_ (noun) and found Santa \_\_\_\_\_ (verb ending in -ing) behind the couch. He \_\_\_\_\_ (verb, past tense) when he saw \_\_\_\_\_ (verb ending in -ing).

"Without them," Santa said,

"the world tonight!"

"\_\_\_\_\_ (exclamation mark)!"

presents, behind the (17

### CHRISTMAS PICTURE inferences and evidence



Make as many inferences as you can about the picture below and provide at least one piece of evidence for each inference. Make sure to write in complete sentences.

### CHRISTMAS STORY would you rather read...



When Aviva Davis and Holly Martin meet at the holiday pageant tryouts for their local senior's center, they think they must be seeing double. While they both knew they were adopted, they had no idea they had a biological sibling, let alone an identical twin! The similarities are only skin deep, though, because while Aviva has a big personality and even bigger Broadway plans, Holly is more the quiet dreamer type who longs to become a famous author like her grandfather.

One thing the girls do have in common is their curiosity about how the other celebrates the holidays. What better way to discover the magic of the holidays than to experience them firsthand? The girls secretly trade lives, planning to stage a dramatic reveal to their families. Two virtual strangers swapping homes, holidays, and age-old traditions—what could possibly go wrong?




The Herdmans are the kids in the history of the world. They lie, steal, and swear. So no one is prepared when this obnoxious family invades church Sunday and decides to take over the annual Christmas pageant. None of the Herdmans has heard the Christmas story before. Their interpretation of the tale—the Wise Men are a bunch of dirty swine. And their wild and outrageous antics through the play's production, the actual pageant is a surprise for everyone, starting with the Herdmans themselves, as they ultimately lead the town in finding the true meaning of Christmas. They will make this year's pageant the most unusual anyone has seen and, just possibly, the best one ever.

### CHRISTMAS PICTURE inferences and evidence



Make as many inferences as you can about the picture below and provide at least one piece of evidence for each inference. Make sure to write in complete sentences.



PRINT AND DIGITAL








# AN UPPER ELEMENTARY ELA



## CHRISTMAS ELA ACTIVITIES BUNDLE

This engaging seasonal unit gives students multiple ways to practice key ELA skills while keeping them hooked with Christmas-themed texts, songs, and activities. With teacher guides, scaffolded practice, and ready-to-go student pages, you'll have everything you need to bring a little winter-time energy into your classroom—without sacrificing depth or rigor.

- ✓  **Christmas Figurative Language Foundations:** Students identify and explain simile, metaphor, idiom, personification, alliteration, hyperbole, allusion, and irony using winter-themed sentences and passages.
- ✓  **Theme and Main Idea Through Christmas Songs:** Students analyze curated winter songs to determine theme, central idea, tone, and figurative language using structured organizers and reference pages.
- ✓  **Grammar Review Through Christmas Mad Libs:** Students apply knowledge of nouns, verbs, adjectives, adverbs, pronouns, conjunctions, prepositions, and interjections to complete a humorous winter Mad Libs story.
- ✓  **Making Inferences From Christmas Pictures:** Students examine winter-themed images and make detailed inferences supported by clear evidence, strengthening comprehension and critical thinking.
- ✓  **Independent Reading Through Christmas Novel Choices:** Students compare winter-related novel summaries and justify their preferences using evidence-based reasoning.

# CHRISTMAS-THEMED ELA ACTIVITIES BUNDLE

This Christmas-themed bundle of activities helps upper elementary students practice figurative language, grammar, inferences, theme, and independent reading skills while keeping them engaged with seasonal texts, songs, and novels. With teacher guides, reference charts, and scaffolded practice, you'll have everything you need to make winter-time both academic and fun.

## ✨ Here's what they'll learn:

- **Figurative Language Foundations:** Identify, explain, and create similes, metaphors, idioms, personification, irony, and more in Christmas-themed sentences.
- **Grammar Review Through Winter Mad Libs:** Students apply knowledge of nouns, verbs, adjectives, adverbs, pronouns, conjunctions, prepositions, and interjections to complete a humorous Christmas Mad Libs story.
- **Making Inferences From Christmas Pictures:** Students examine winter-themed images and make detailed inferences supported by clear evidence, strengthening comprehension and critical thinking.
- **Theme Through Music:** Listen to Christmas songs across genres and analyze lyrics for theme, imagery, and tone.
- **Independent Reading Choices:** Explore novels through "Would You Rather" activities that get students thinking critically about genre, plot, and style.

## 📖 Why this works:

Instead of random holiday worksheets, these activities combine seasonal engagement with real ELA skill-building. Students move from surface-level responses to deeper analysis using high-interest media and texts they can relate to. With built-in teacher guides, reference pages, and answer keys, you can run these activities with confidence and keep the rigor high—even during busy Christmas-time weeks.

## 💡 Perfect for:

- Teachers who want seasonal activities that *still hit standards*
- Students who need engaging, high-interest practice to stay motivated during the Christmas season
- Any upper elementary ELA class looking to weave seasonal fun into figurative language, grammar, inferences, and theme work

# Teachers like you have said...



This resource cost me money! **After reading this, the students couldn't wait to read some of these novels.** I had a bunch in my library, but I ordered the rest quickly. When they came, my students couldn't wait to get their hands on the new books! That made my teacher heart happy!"  
– Kingdom A.



My kids loved using this resource for their school day. **They were engaged in the resource and had no trouble getting started. It didn't take a lot of time to prepare this resource, so it was easy for to use quickly.** –Shannon H.



**I love all of Martina's things! I bought this because my students loved the similar packet she made with Valentines English activities** - I especially love the pick a book activity :) –Literary Jane



**"I love all of Martina's resources,** so when I heard she was making a Halloween DIGITAL activity, I had to jump on it! This was perfect for my students to do remotely. **They got to choose which activities they wanted to do, so I love the variety. Plus, most of these topics were already covered in class (thanks to her other units), so I didn't have to reteach anything!"**  
–Christian B.



**My students loved the "would you rather" horror book activity!** Many of them found new books to try out and had fun discussing with one another why they would pick one over the other! –Niewo Knows Best



I used this mainly for the mood and tone tasks and it did not disappoint. **My students were so engaged and interested in these activities. Everything you do is GOLD."** –Jennifer S.



# UPPER ELEMENTARY

## CHRISTMAS-THEMED ELA ACTIVITIES

### DIGITAL GOOGLE SLIDES LINKS:

WOULD YOU RATHER READ NOVEL SLIDES:

CHRISTMAS PICTURE INFERENCE SLIDES:

DIGITAL STUDENT ACTIVITY PAGES (GOOGLE SLIDES):

## TABLE OF CONTENTS

PAGE	CONTENT
3	Christmas Word Search (COLOR)
4	Christmas Word Search (BLACK AND WHITE)
5	Christmas Word Search <b>ANSWER KEY</b>
7	Figurative Language <b>TEACHER GUIDE PAGE AND LINKS</b>
8	Figurative Language Reference Pages
12	Christmas Figurative Language (COLOR)
15	Christmas Figurative Language (BLACK AND WHITE)
18	Christmas Figurative Language <b>ANSWER KEY</b>
19	Christmas Songs Theme/Main Idea Activity <b>TEACHER GUIDE PAGE AND LINKS</b>
21	Theme reference pages
25	Christmas songs Theme/Main Idea Activity (COLOR)
27	Christmas songs Theme/Main Idea Activity (BLACK AND WHITE)
29	Christmas Mad Libs Grammar <b>TEACHER GUIDE PAGE AND LINKS</b>
34	Parts of Speech Reference Pages
35	Christmas Mad Libs Grammar (COLOR)
36	Christmas Mad Libs Grammar (BLACK AND WHITE)
37	Christmas Picture Inferences <b>TEACHER GUIDE PAGE AND LINKS</b>
38	Christmas Picture Inferences (COLOR)
40	Christmas Picture Inferences (BLACK AND WHITE)
42	Christmas Novel Would You Rather Read... <b>TEACHER GUIDE PAGE</b>
43	Christmas Novel Would You Rather Read... (COLOR)
45	Christmas Novel Would You Rather Read... (BLACK AND WHITE)

©MARTINA CAHILL- THE HUNGRY TEACHER

## TEACHER GUIDES FOR EACH ACTIVITY

Includes teacher guides, activity materials, full-size reference materials, and student worksheets.

**Teacher Guide Page**  
**Christmas Figurative Language**

**Overview**  
This activity helps students review and practice identifying types of figurative language.

**Teacher Guide Page**  
**Christmas Songs Theme Analysis**

**DISCLAIMER: I JUST PLAY THE SONGS. I DON'T SHOW THE PREVIEW ALL VIDEOS AND SONGS BEFORE SHOWING OR**

I've compiled a list and links to videos of songs with a Christmas vibe. I've

**Teacher Guide Page**  
**Christmas Photo Inference Activity**

**Overview**  
This activity uses Christmas-themed images to help students practice making inferences. Students will examine visual details such as facial expressions, language, objects, and Christmas elements to determine what is happening in the photo and how the characters might feel. Students then support each other using evidence from the image.

**Why This Activity?**  
Learning to infer is foundational to reading comprehension — and provides a low-barrier entry point. Students first analyze what they can see, then make observations to deeper meaning. The winter theme adds a relatable and engaging context that sparks curiosity and discussion.

**Instructions**

- 1. Introduce the Activity**
  - Explain that students will infer what is happening in each Christmas-themed image.
  - Model how to cite visual evidence using sentence frames like:
    - ✓ "I can infer \_\_\_ because I notice \_\_\_."
    - ✓ "This detail makes me think \_\_\_ since \_\_\_."
- 2. Image Observation & Note-Taking**
  - Display the first image.
  - Ask students what they notice first, then encourage deeper observations.
  - Pause for quick notes or partner discussion.
- 3. Inference + Evidence Practice**
  - Students work individually, in pairs, or small groups to answer:
    - What is happening in the picture?
    - How might the person/people feel?
    - What **specific clues** support your ideas?
- 4. Wrap-Up Writing / Discussion**
  - Share-out time for different inferences and evidence.
  - Optional writing prompt: Write a caption or short paragraph about the mood of the scene.

**Differentiation Ideas**

- Support:** Provide sentence frames or label key objects in the image.
- Challenge:** Ask students to infer what happened *before* or *after* the scene.
- Engagement:** Students choose one winter image to create an image story.

©MARTINA CAHILL- THE HUNGRY TEACHER

**Teacher Guide Page**  
**Christmas Songs Theme Analysis**

This activity uses music with Christmas vibes to help students practice theme analysis. Students will listen to short clips from a curated list of songs across genres.

**Teacher Guide Page**  
**Christmas Mad Libs Grammar**

**Overview**  
This activity is a playful way for students to review parts of speech while creating a holiday-themed story. Students fill in the blanks using the labeled parts of speech.

**Teacher Guide Page**  
**Christmas Novel Would You Rather Read...**

**Overview**  
This activity helps students explore new novels while practicing decision-making and written explanation skills. Students read short synopses of two books, decide which one they would rather read, and explain their reasoning.

**Why This Activity?**  
This "Would You Rather" structure builds buzz around independent reading by presenting students with real choices. It also encourages them to think critically about what draws them to a book—whether it's genre, plot, theme, or style.

**Instructions**

- 1. Introduce the Activity**
  - Show students the slides (included in a separate file).
  - Each slide presents two fall-themed novels with cover images and a synopsis.
- 2. Student Choice**
  - Students read both synopses.
  - They choose which book they would rather read.
  - They write a short explanation for their choice, citing something specific from the synopsis that appealed to them.
- 3. Optional Add-On**
  - If you have physical copies of the books, display them in the classroom.
  - Encourage students to check them out for their next reading.
  - Use this as a springboard into book talks, reading, or literature circles.

**Differentiation Ideas**

- Support:** Provide sentence starters like "I would rather read \_\_\_ because..."
- Challenge:** Ask students to connect their choice to a book or genre.
- Engagement:** Let students vote on their favorite choice and results on a class chart.

©MARTINA CAHILL- THE HUNGRY TEACHER

PRINT AND  
DIGITAL



©MARTINA CAHILL- THE HUNGRY TEACHER





# WOULD YOU RATHER READ... ACTIVITY

Would you rather read book five:

Explanation:

Name: \_\_\_\_\_ Date: \_\_\_\_\_

**CHRISTMAS NOVEL WOULD YOU RATHER READ...**

Read the synopsis for each novel pair and then write the title of the book you would rather read. Then write an explanation as to why you'd prefer that book.

Would you rather read book one:

Would you rather read book five:

Explanation:

Would you rather read book six:

Explanation:

Name: \_\_\_\_\_ Date: \_\_\_\_\_

**CHRISTMAS NOVEL WOULD YOU RATHER READ...**

Read the synopsis for each novel pair and then write the title of the book you would rather read. Then write an explanation as to why you'd prefer that book.

**Teacher Guide Page**

**Christmas Novel Would You Rather Read...**

**Overview**

This activity helps students explore new novels while practicing decision-making and written explanation skills. Students read short synopses of two books, decide which one they would rather read, and explain their reasoning.

**Why This Activity?**

This "Would You Rather" structure builds buzz around independent reading by presenting students with real choices. It also encourages them to think critically about what draws them to a book—whether it's genre, plot, theme, or style.

**Instructions**

- Introduce the Activity**
  - Show students the slides (included in a separate file).
  - Each slide presents two fall-themed novels with cover images and a synopsis.
- Student Choice**
  - Students read both synopses.
  - They choose which book they would rather read.
  - They write a short explanation for their choice, citing something specific from the synopsis that appealed to them.
- Optional Add-On**
  - If you have physical copies of the books, display them in the classroom.
  - Encourage students to check them out or preview them after the activity.
  - Use this as a springboard into book talks, independent reading, or literature circles.

**Differentiation Ideas**

- Support:** Provide sentence starters like "I would rather read \_\_\_\_\_ because..."
- Challenge:** Ask students to connect their choice to a past favorite book or genre.
- Engagement:** Let students vote on the most popular picks and track results on a class chart.

**CHRISTMAS STORY**

would you rather read...

Eleven-year-old Nikolai is thrown into a strange, adventure like no other.

**CHRISTMAS STORY**

would you rather read...

Two elves. One jetpack. Endless holiday mayhem. The Adventures of Skeeeter and Nog: The Elflympics launches a brand-new series full of laughs, cocoa-powered chaos, and the magic of friendship at the North Pole.

**CHRISTMAS STORY**

would you rather read...

Once upon a time—long, long ago, when dinosaurs roamed the Earth—an egg rolled away

**CHRISTMAS STORY**

would you rather read...

One has just the worst day, and

**CHRISTMAS STORY**

would you rather read...

These elves are off the shelves. Ollie and Celia think they know what the life of an elf is supposed to be like: Make toys. Help Santa. Make more toys. Help Santa. Try out a new ice-cream flavor. Help Santa. But then Santa rocks the North Pole with a surprise announcement: He's decided this is going to be his last year!

**CHRISTMAS STORY**

would you rather read...

George has waited for this moment her whole life—to dance the part of Clara in the Nutcracker ballet. And when she finally gets the part, it's like a dream come true...

**CHRISTMAS STORY**

would you rather read...

Christmas should be the best time of the year when your family owns a shop called Deck the Halls. But for twelve-year-old Krista Sorenson, the holiday is starting to feel like the same old card on repeat. And with her pregnant mom on doctor-ordered rest, a bad case of stage fright keeping her stuck in the wings, and a brain that turns to finsel whenever her not-so-secret crush, Nate Alvarez, is around, this Christmas is shaping up to be a lot more stressful than merry.

**CHRISTMAS STORY**

would you rather read...

When Krista discovers an old Advent Box that seems to grant wishes, she thinks all her problems are solved. But as her wishes take unexpected turns—and her grandparents announce they're selling the store—Krista must uncover the true purpose of the Advent Box before it's too late.

**CHRISTMAS STORY**

would you rather read...

As snow falls across the town towards Christmas Day, let the magic sparkle in the

**CHRISTMAS STORY**

would you rather read...

All the wonders of the season are captured in 100 Best Christmas Poems for Children. Perfect for reading aloud with at the family or for children aged 8-12 to read to themselves, there are verses that will encourage you to reflect on the Christmas themes of joy, hope and peace for all the world, while also savouring the festive fun of everything else that Christmas brings - from the opening of the first Advent window to the laying away of all the decorations on Twelfth Night.

**CHRISTMAS STORY**

would you rather read...

problems are solved. But as her wishes take unexpected turns—and her grandparents announce they're selling the store—Krista must uncover the true purpose of the Advent Box before it's too late.

# CHRISTMAS PICTURE INFERENCES ACTIVITY

**Picture Six Inference:**

Evidence:


**Picture Seven Inference:**

Evidence:

Name: \_\_\_\_\_ Date: \_\_\_\_\_

## CHRISTMAS PICTURE INFERENCES

**Directions:** Look at each winter picture. Make an inference about what is happening, what you think is true, or what you think you know based on the image. Then write one piece of evidence from the picture that supports your inference. Write in complete sentences.



**Picture Six Inference:**

Evidence:


**Picture Seven Inference:**


Evidence:

Name: \_\_\_\_\_ Date: \_\_\_\_\_

## CHRISTMAS PICTURE INFERENCES

**Directions:** Look at each winter picture. Make an inference about what is happening, what you think is true, or what you think you know based on the image. Then write one piece of evidence from the picture that supports your inference. Write in complete sentences.





## Teacher Guide Page

### Christmas Photo Inference Activity

**Overview**

This activity uses Christmas-themed images to help students practice making inferences. Students will examine visual details such as facial expressions, body language, objects, and Christmas elements to determine what is happening in the photo and how the characters might feel. Students then support each inference using evidence from the image.

**Why This Activity?**

Learning to infer is foundational to reading comprehension — and pictures provide a low-barrier entry point. Students first analyze what they can see, then connect observations to deeper meaning. The winter theme adds a relatable and engaging context that sparks curiosity and discussion.

**Instructions**

- Introduce the Activity**
  - Explain that students will infer what is happening in each Christmas image.
  - Model how to cite visual evidence using sentence frames like:
    - ✓ “I can infer \_\_\_\_ because I notice \_\_\_\_.”
    - ✓ “This detail makes me think \_\_\_\_ since \_\_\_\_.”
- Image Observation & Note-Taking**
  - Display the first image.
  - Ask students what they notice first, then encourage deeper details.
  - Pause for quick notes or partner discussion.
- Inference + Evidence Practice**
  - Students work individually, in pairs, or small groups to answer:
    - What is happening in the picture?
    - How might the person/people feel?
    - What **specific clues** support your ideas?
- Wrap-Up Writing / Discussion**
  - Share-out time for different inferences and evidence.
  - Optional writing prompt: *Write a caption or short paragraph that matches the mood of the scene.*

**Differentiation Ideas**

- Support:** Provide sentence frames or label key objects in the image.
- Challenge:** Ask students to infer what happened before or after the picture.
- Engagement:** Students choose one winter image to create an imaginative short story.

©MARTINA CAHILL- THE HUNGRY TEACHER

**CHRISTMAS** picture  
inferences and evidence



Make as many inferences as you can about the picture below and provide at least one piece of evidence for each inference. Make sure to write in complete sentences.

**CHRISTMAS PICTURE**  
inferences and evidence



**CHRISTMAS PICTURE**  
inferences and evidence



**CHRISTMAS PICTURE**  
inferences and evidence



**CHRISTMAS PICTURE**  
inferences and evidence



**CHRISTMAS PICTURE**  
inferences and evidence



**CHRISTMAS PICTURE**  
inferences and evidence



Make as many inferences as you can about the picture below and provide at least one piece of evidence for each inference. Make sure to write in complete sentences.



**TEN**

©PRACTICE CHALLENGE: THE MINDY TEACHERS



# CHRISTMAS SONG THEMES AND FIGURATIVE LANGUAGE ACTIVITIES

Each lesson plan has a teacher guide, all teacher links, student resources, and any applicable reference sheets.

## SONG FOUR:

Main Idea:

Theme:

Name:

Date:

## ANALYZING THE THEME OF CHRISTMAS SONGS

Listen to the famous Christmas songs and/or read the lyrics and determine the theme and main idea of the music. Provide one piece of evidence (a song lyric) that proves your theme.

## SONG FOUR:

Main Idea:

Theme:

Text Evidence:

Name:

Date:

## ANALYZING THE THEME OF CHRISTMAS SONGS

Listen to the famous Christmas songs and/or read the lyrics and determine the theme and main idea of the music. Provide one piece of evidence (a song lyric) that proves your theme.

## THEME STATEMENTS

- Human beings are always searching for acceptance.
- Bravery comes in many forms.
- Change is hard.
- Human beings are courageous when they are called upon to have courage.

## THEME TOPICS IN LITERATURE

- Acceptance
- Justice

## THEME STATEMENTS

- Human beings are always searching for acceptance.
- Bravery comes in many forms.
- Change is hard.
- Human beings are courageous when they are called upon to have courage.

## THEME TOPICS IN LITERATURE

- Acceptance
- Adoption
- Ambition
- Angry
- Justice
- Kindness
- Knowledge
- Loneliness
- Love

12. \_\_\_\_\_ Her excitement was a \_\_\_\_\_

Meaning:

6. \_\_\_\_\_ I have a mountain of Christmas cards

Meaning:

12. \_\_\_\_\_ Her excitement was a snowstorm swirling everywhere.

Meaning:

13. \_\_\_\_\_ He told everyone he \_\_\_\_\_

Meaning:

14. \_\_\_\_\_ The hot cocoa was a \_\_\_\_\_

Meaning:

15. \_\_\_\_\_ "This Christmas break \_\_\_\_\_

Meaning:

Name:

Date:

## DETERMINING THE TYPE OF FIGURATIVE LANGUAGE

Determine which type of figurative language is used and then explain its meaning or how it is that particular type of figurative language.



Name:

Date:

## DETERMINING THE TYPE OF FIGURATIVE LANGUAGE

Determine which type of figurative language is used and then explain its meaning or how it is that particular type of figurative language.



1. \_\_\_\_\_ He was on Santa's naughty list after he pranked his little sister during Christmas dinner.

Meaning:

2. \_\_\_\_\_ Her smile was the star on top of the Christmas tree, lighting up the whole room.

Meaning:

## Figurative LANGUAGE

Simile

Example: The Christmas lights across the night sky.

Definition: Compares two unlike things using "like" or "as."

Hyperbole

Example: The cafeteria was holiday energy.

Definition: an exaggeration.

Example: I've waited a million finally start.

Definition: The repetition of b or more neighboring words

Example: Santa silently slid

Definition: The formation of a with what is named. "Boom"

Example: Jingle! went the be

Definition: Giving something qualities.

Example: The Christmas cook more bite.

Definition: An expression of h something other than the ac

Example: He was grinning fra

Definition: An allusion is a fig reference to a place, person

Example: When he grumbled

Definition: the expression of one's meaning by using language that normally signifies the opposite.

Example: He stayed up all night to see Santa—then fell asleep right before he arrived.

Example: He stayed up all night to see Santa—then fell asleep right before he arrived.

Example: He stayed up all night to see Santa—then fell asleep right before he arrived.

Example: He stayed up all night to see Santa—then fell asleep right before he arrived.

Example: He stayed up all night to see Santa—then fell asleep right before he arrived.

Example: He stayed up all night to see Santa—then fell asleep right before he arrived.

Example: He stayed up all night to see Santa—then fell asleep right before he arrived.

Example: He stayed up all night to see Santa—then fell asleep right before he arrived.

Example: He stayed up all night to see Santa—then fell asleep right before he arrived.

Example: He stayed up all night to see Santa—then fell asleep right before he arrived.

Example: He stayed up all night to see Santa—then fell asleep right before he arrived.

Example: He stayed up all night to see Santa—then fell asleep right before he arrived.

## Teacher Guide Page Christmas Figurative Language

### Overview

This activity helps students review and practice identifying types of figurative language in a Christmas-themed context. Students will use a reference chart and apply their knowledge to sentences that include idioms, similes, metaphors, hyperboles, personification, irony, and more.

### Why This Activity?

Middle schoolers often recognize figurative language when they hear it in conversation, songs, or commercials, but they struggle to label and explain it. This activity gives them seasonal, high-interest examples and plenty of practice connecting definitions with real usage.

### Instructions

#### 1. Introduce Figurative Language

Use the reference chart (simile, metaphor, hyperbole, alliteration, onomatopoeia, personification, idioms, allusion, irony). Read through definitions and examples together.

#### 2. Independent Practice

Students complete the worksheet by:

- Identifying the type of figurative language in each sentence.
- Explaining the meaning of the phrase or why it represents that type.

#### 3. Review & Discuss

Go over the answer key as a class. Encourage students to explain their thinking and notice that some phrases could spark debate (e.g., idiom vs. metaphor).

#### 4. Extension Options

- Have students create their own Christmas-themed figurative language examples for each type.
- Use them to create a "class book" or display.
- Tie it into writing: challenge students to add at least three figurative language devices to a Christmas-themed narrative.

### Differentiation Ideas

- Support:** Provide sentence stems like "This is a \_\_\_\_\_ because it..."
- Challenge:** Ask students to explain how figurative language affects imagery, tone, or meaning in writing.
- Engagement:** Let students act out or illustrate examples for their peers.

## Teacher Christmas Song

### DISCLAIMER: I JUST PLAY THE SONGS. I DON'T SHOW THE VIDEOS. PREVIEW ALL VIDEOS AND SONGS

I've compiled a list and links to videos of song selection of songs from various musical genres the sake of time and my sanity. I only play the chorus once. If the links don't work, they are broken.

1. Andy Williams - It's the Most Wonderful Time of the Year  
<https://youtu.be/wcdNN9awlw?si=GMK>

2. Wham! - Last Christmas (Lyrics) by 7Cloud  
<https://youtu.be/KhaNTTbQ71A?si=Kv6A>

3. BAND AID - Do They Know It's Christmas?  
<https://youtu.be/72qExopm7w4?si=w4Qf>

4. Mariah Carey - All I Want For Christmas Is You  
<https://youtu.be/dUV2MFpYnk7si=ScLcp>

5. Ariana Grande - Santa Tell Me By LatinHype  
<https://youtu.be/2p2pFuo5c7si=Sp24A>

6. Faith Hill - Where Are You Christmas (Lyrics)  
<https://youtu.be/neDYNIEWt7si=5Q7UTE>

7. Snopp Dogg and Anna Kendrick-Winter Wonderland  
<https://youtu.be/Qf82vuc>

## Teacher Guide Page Christmas Songs Theme Analysis

### Overview

This activity uses music with Christmas vibes to help students practice theme analysis. Students will listen to short clips from a curated list of songs across genres then analyze the lyrics for themes, imagery, and seasonal connections.

### Disclaimer

I just play the songs, I don't show the videos. Always preview all songs before playing to check for appropriateness in your classroom.

### Why This Activity?

Music provides a powerful and relatable entry point for middle schoolers. Many songs use figurative language and emotional appeals that connect easily to literacy analysis skills. Plus, the fall theme helps engage students in a seasonal and creative way.

### Instructions

#### 1. Introduce the Activity

- Explain that students will analyze the lyrics and overall theme of each song.
- Remind them to listen for imagery, figurative language, tone, and message.

#### 2. Play Song Clips

- For time management, play only the first section up to the chorus.
- Pause after each clip for quick discussion or notes.
- Use teacher notes provided for any special start times or caution.

#### 3. Analyze Themes

Students can work individually, in pairs, or as a whole class to identify:

- What is the central theme or message of this song?
- How does it connect to fall, change, memory, or nostalgia?
- What figurative language devices stand out?

#### 4. Wrap-Up Writing / Discussion

- Compare how different genres express similar Christmas themes.
- Optional writing prompt: Choose one song and explain how its theme connects to your own Christmas experiences.

### Differentiation Ideas

- Support:** Provide lyric excerpts or guiding questions.
- Challenge:** Ask students to compare a song to a poem or short story with similar theme.
- Engagement:** Let students suggest and analyze their own Christmas songs.

# DIGITAL STUDENT NOTEBOOK AND GOOGLE SLIDES INCLUDED

**4-6 Christmas ELA Activities**

File Edit View Insert Format Slide Arrange Tools Extensions Help

Background Layout Theme Transition

Slide show

---

**PARTS OF SPEECH**

**NOUN**  
Example: cat, dog, garden, Christmas  
*nouns name people, places, things or animals.*

**VERB**  
Example: run, sing, dance  
*verbs tell you what someone or something does.*

**ADJECTIVE**  
Example: happy, beautiful, blue  
*adjectives describe a noun.*

**PREPOSITION**  
Example: in, on, at, from, under  
*prepositions show the relationship between a noun and another word.*


**CONJUNCTION**  
Example: and, but, so, because  
*conjunctions connect words or sentences.*

**INTERJECTION**  
Example: wow, oh, ouch  
*interjections are words used to express strong feelings.*

**EXCLAMATION**  
Example: Wow! Oh! Ouch!  
*exclamations are words used to express strong feelings.*

# CHRISTMAS MAD LIBS

**Fill in each blank in the story using the part of speech labeled in parentheses. Be creative — the sillier your words, the funnier the story will be! Once all blanks are filled, read your version of the story out loud to a partner or small group.**



**"Operation: Save Christmas!"**

On Christmas Eve, I left a \_\_\_\_\_ (noun) by the tree and \_\_\_\_\_ (verb, past tense) to bed with a \_\_\_\_\_ (adjective) feeling in my heart. I dreamed of \_\_\_\_\_ (plural noun) and wondered how Santa would \_\_\_\_\_ (verb) into my house \_\_\_\_\_ (adverb) without waking anyone.

But suddenly, a loud crash woke me up! I grabbed my \_\_\_\_\_ (noun) and found Santa \_\_\_\_\_ (verb ending in -ing) behind the couch. He \_\_\_\_\_ (verb, past tense) when he saw me and whispered, "I need your \_\_\_\_\_ (adjective) help!" He pointed to his missing \_\_\_\_\_ (plural noun), which should have been \_\_\_\_\_ (verb ending in -ing) safely on the \_\_\_\_\_ (noun – place).

"Without them," Santa said \_\_\_\_\_ (adverb), "I can't \_\_\_\_\_ (verb) the rest of the world tonight!"

"\_\_\_\_\_ (exclamation)!" I gasped. We searched everywhere — under the presents, behind the (17 – adjective) stockings, and even inside the fridge — while Santa \_\_\_\_\_ (verb) nonstop.

Suddenly, I spotted a glowing \_\_\_\_\_ (noun) on the floor. Santa \_\_\_\_\_ (verb ending in -ed) over and cheered, "My magic \_\_\_\_\_ (noun)!" With a wave of his hand, the reindeer \_\_\_\_\_ (verb) through the air and jingled their \_\_\_\_\_ (plural noun) while \_\_\_\_\_ (verb ending in -ing) happily.

"Christmas is saved!" Santa announced. He handed me a special \_\_\_\_\_ (noun) and winked before flying off into the snowy night.

**CHRISTMAS PICTURE REFERENCES**

**ONE**

**TWO**

**THREE**

**FOUR**

[illegible]

4-6 Christmas Inferences

File Edit View Insert Format Slide Arrange Tools Extensions Help

Slideshow

Share

1 CHRISTMAS EDITION

2 CHRISTMAS PICTURE  
inferences and evidence

3 CHRISTMAS PICTURE  
inferences and evidence

4 CHRISTMAS PICTURE  
inferences and evidence


5 CHRISTMAS PICTURE  
inferences and evidence

6 CHRISTMAS PICTURE  
inferences and evidence


7 CHRISTMAS PICTURE  
inferences and evidence

# CHRISTMAS PICTURE

## inferences and evidence



Make as many inferences as you can about the picture below and provide at least one piece of evidence for each inference. Make sure to write in complete sentences.



FIVE

# THE HUNGRY TEACHER'S TERMS OF USE

EACH PAGE OF THIS DOCUMENT IS COPYRIGHTED

## YOU MAY NOT

- YOU **MAY NOT** CLAIM ANY PART OF THIS DOCUMENT AS YOUR OWN.
- YOU **MAY NOT** SHARE OR SELL ANYTHING BASED ON THIS DOCUMENT.
- YOU **MAY NOT** POST ANY PART OF THIS DOCUMENT ONLINE OR ON A SHARED SERVER.
- FOR EDITABLE RESOURCES, YOU **MAY NOT** EDIT THEM TO BE REDISTRIBUTED IN ANY WAY, CLAIMED AS YOUR OWN IN ANY WAY, OR ALTERED AND SHARED AS IF IT WERE MY ORIGINAL WORK.

## YOU MAY

- THIS PRODUCT IS DESIGNED FOR **PERSONAL USE IN ONE CLASSROOM** (ONE TEACHER) ONLY. FOR USE IN MULTIPLE CLASSROOMS, PLEASE PURCHASE ADDITIONAL LICENSES.
- **FREEBIES:** IF YOU CHOOSE TO SHARE ONE OF MY FREEBIES ON YOUR WEBSITE OR ON SOCIAL MEDIA, PLEASE SHARE A LINK FOR PEOPLE TO DOWNLOAD THE ITEM FROM ME AT THE ORIGINAL SOURCE.
- **BLOGGERS:** FEEL FREE TO BLOG ABOUT USING MY PRODUCTS IN YOUR CLASSROOM OR USE THE COVER PAGE TO A RESOURCE AS LONG AS YOU CREDIT ME AND PROVIDE A LINK TO THE ITEM AT THE ORIGINAL SOURCE.

THANK YOU FOR YOUR PURCHASE AND FOR YOUR SUPPORT IN PROTECTING MY WORK



MARTINA@THEHUNGRYTEACHERHUB.COM





# THANK YOU SO MUCH!



FOR TEACHING IDEAS, FREEBIES, AND OTHER FUN STUFF CHECK OUT  
MY BLOG, INSTAGRAM FACEBOOK PAGE, STORE AND PINTEREST

CONNECT WITH ME



[TEACHERSPAYTEACHERS.COM/STORE/MARTINA-CAHILL-THE-HUNGRY-TEACHER](https://www.teacherspayteachers.com/store/martina-cahill-the-hungry-teacher)



[HTTPS://WWW.PINTEREST.COM/THEHUNGRYTEACHER](https://www.pinterest.com/thehungryteacher)



[@THEHUNGRYTEACHER8TH](https://www.instagram.com/thehungryteacher8th)



[FACEBOOK.COM/THEHUNGRYTEACHER/](https://www.facebook.com/thehungryteacher/)



[THEHUNGRYTEACHERBLOG.COM](https://thehungryteacherblog.com)



[MARTINA@THEHUNGRYTEACHERHUB.COM](mailto:MARTINA@THEHUNGRYTEACHERHUB.COM)



## FONTS BY:

