

6th-8th
GRADE

MIDDLE SCHOOL ELA

grammar bundle six: prepositions

LESSON TWO

PREPOSITIONAL PHRASE

Name: _____ Date: _____ Period: _____

EXAMPLE

prepositions: study guide

the seven types of phrases

PHRASE	DEFINITION
1	
2	
3	
4	
5	
6	
7	

LESSON ONE: Types of Phrases

Common Core Standards	SIXTH GRADE	SEVENTH GRADE	EIGHTH GRADE

Name: _____ Date: _____ Period: _____

Language: L.1

Book Pages or Quick Notes

keep links updated, but I

LESSON FOUR

DIRECT AND INDIRECT OBJECTS

object of the preposition

direct object

with a

indirect object

LESSON ONE

THE SEVEN TYPES OF PHRASES

1	ABSOLUTE PHRASE	UA modifying parenthetical or subordinate phrase that includes a subject, but acting verb; cannot stand on its own as a sentence.
2	APPOSITIVE PHRASE	A phrase that restates preceding terms, or expands, or explains it.
3	GERUND PHRASE	A phrase that includes verbal, that functions as a noun (or an adjective).
4	INFINITIVE PHRASE	A phrase that includes the word "to" and a verb as the basis for modifying the root sentence.
5	NOUN PHRASE	A phrase that consists of a person, place, or thing and any modifiers.
6	PARTICIPLE PHRASE	A phrase that consists of verbs ending in -ing or another irregular form of a verb and serve as an adjective.
7	PREPOSITIONAL PHRASE	A phrase that consists of a preposition and a noun or pronoun that serves as the object of the preposition.

LESSON FOUR

DIRECT AND INDIRECT OBJECT

EXAMPLE ONE

DIRECT OBJECT

Marc

EXAMPLE TWO

EXAMPLE THREE

DIRECT OBJECT

INDIRECT OBJECT

Ben gave Landon his notes (from Algebra class).


OBJECT OF THE PREPOSITION

PRINT AND DIGITAL

the hungry TEACHER

©MARTINA CAHILL- THE HUNGRY TEACHER

A MIDDLE SCHOOL ELA



PREPOSITIONS AND OBJECTS GRAMMAR UNIT

This flexible grammar unit helps students *truly understand* how prepositions, prepositional phrases, and sentence objects work—so they can use them purposefully in their own writing. Through clear mini-lessons, interactive notes, and scaffolded practice, students learn to identify and apply prepositions, objects of the preposition, and direct/indirect objects to add clarity, detail, and flow to sentences. With teacher slides, editable student pages, and step-by-step pacing, this unit makes teaching grammar both manageable and meaningful.

- ☒ **6 step-by-step teacher lesson plans** (prepositions → objects of the preposition → direct & indirect objects → mixed review)
- ☒ **6 step-by-step teacher PDF and Google Slides teaching presentations** + printable/interactive notes for each lesson
- ☒ **Modeled practice + application activities** that move from identification to usage
- ☒ **Review game & study guide** for spiral practice
- ☒ **Assessment and Self-Grading Google Form** (printable + student-friendly)
- ☒ Teacher answer **keys, examples, and flexible pacing**
- ☒ **100% digital** student response notebook

PREPOSITIONS AND OBJECTS GRAMMAR UNIT

This flexible grammar unit helps students *truly understand* how prepositions, prepositional phrases, and sentence objects work—so they can use them purposefully in their own writing. Through clear mini-lessons, interactive notes, and scaffolded practice, students learn to identify and apply prepositions, objects of the preposition, and direct/indirect objects to add clarity, detail, and flow to sentences. With teacher slides, editable student pages, and step-by-step pacing, this unit makes teaching grammar both manageable and meaningful.

Here's what they'll learn

- **Prepositions & Prepositional Phrases:** What they are, how they function, and how they show *when/where/how/which one/what kind* in a sentence.
- **Objects of the Preposition:** How to locate the object and keep it intact when revising or expanding sentences.
- **Direct & Indirect Objects:** How to find who/what receives the action—and who/what receives the direct object.
- **Apply It to Writing:** Use prepositional phrases and sentence objects to tighten meaning, cut ambiguity, vary sentence patterns, and strengthen revision.

Why this works

Instead of isolated drill, students see grammar **in context** and practice it in short, targeted reps that connect directly to reading responses and writing. Each lesson layers skills (identify → analyze → apply), so students build durable understanding and transfer it to their own sentences. The review game and assessment reinforce mastery without busywork, and the structure fits easily inside 45–60 minute periods—leaving room for conferences or small groups.

Perfect for

- Teachers who want grammar that actually **shows up in student writing**
- Short, focused mini-lessons during **Reading/Writing Workshop**
- **Small groups, stations**, or intervention/enrichment cycles
- Sub-day plans and quick spiral review before larger writing tasks

example of lesson plan + resources

OBJECTS OF THE PREPOSITION + DIRECT AND INDIRECT OBJECTS	
OBJECT OF THE PREPOSITION	Definition:

OBJECTS OF THE PREPOSITION + DIRECT AND INDIRECT OBJECTS	
DIRECT OBJECT	Definition:
INDIRECT OBJECT	

OBJECTS OF THE PREPOSITION + DIRECT AND INDIRECT OBJECTS	
OBJECT OF THE PREPOSITION	Definition: Prepositional phrases start with a preposition and usually end with the object of the preposition (noun, pronoun, gerund); the thing or person that the preposition is related to.

OBJECTS OF THE PREPOSITION + DIRECT AND INDIRECT OBJECTS	
OBJECT OF THE PREPOSITION	Definition: Prepositional phrases start with a preposition and usually end with the object of the preposition (noun, pronoun, gerund); the thing or person that the preposition is related to.

OBJECTS OF THE PREPOSITION + DIRECT AND INDIRECT OBJECTS	
DIRECT OBJECT	Definition: Nouns, pronouns, clauses, or phrases that are the recipient of the action of the transitive verb.
INDIRECT OBJECT	

OBJECTS OF THE PREPOSITION + DIRECT AND INDIRECT OBJECTS	
OBJECT OF THE PREPOSITION	Definition: Nouns or pronouns that identify to whom or for whom the action of the verb is performed; who is receiving the direct object.

Direct objects receive the action of the verb, whereas indirect objects receive the direct object.

- To find the **direct object**, ask "What?" or "Whom?" after the verb. For example, in the sentence, "She ate the pizza," asking "What did she eat?" identifies "the pizza" as the direct object.
- To find the **indirect object**, you should ask "To whom?" or "For whom?" or "For what?" or "To what?" after the verb. For example, in the sentence, "She gave him the book," asking "To whom did she give the book?" identifies "him" as the indirect object.

examples of

- Marc
- Mariah
- Ben
- Jazmyne

examples of objects of the prepositions - direct and indirect objects

```

graph TD
    A[DIRECT OBJECT] --> B[Marc paints the house]
    C[OBJECT OF THE PREPOSITION] --> D["for his family"]
    B --- E[DIRECT OBJECT]
    D --- F[OBJECT OF THE PREPOSITION]
    
    G[DIRECT OBJECT] --> H[Mariah took the trash out]
    I[OBJECT OF THE PREPOSITION] --> J["for her parents"]
    H --- K[DIRECT OBJECT]
    J --- L[OBJECT OF THE PREPOSITION]
    
    M[DIRECT OBJECT] --> N[Ben gave Landon his notes]
    O[OBJECT OF THE PREPOSITION] --> P["from Algebra class"]
    N --- Q[DIRECT OBJECT]
    P --- R[OBJECT OF THE PREPOSITION]
    
    S[DIRECT OBJECT] --> T[Jazmyne sent Ben a postcard]
    U[OBJECT OF THE PREPOSITION] --> V["from Mexico"]
    T --- W[DIRECT OBJECT]
    V --- X[OBJECT OF THE PREPOSITION]
  
```

LESSON FIVE

objects of the preposition + DIRECT AND INDIRECT OBJECTS

EXAMPLE

LESSON FIVE

objects of the preposition + DIRECT AND INDIRECT OBJECTS

EXAMPLE

LESSON FIVE

objects of the preposition + DIRECT AND INDIRECT OBJECTS

EXAMPLE

DIRECT AND INDIRECT OBJECTS

Common Core Standards	SIXTH GRADE	SEVENTH GRADE	EIGHTH GRADE
Language: L.1.a	Language: L.1.a	Language: L.1.a	Language: L.1.a

DIRECT OBJECT

INDIRECT OBJECT

LESSON FIVE: OBJECTS OF THE PREPOSITION AND DIRECT AND INDIRECT OBJECTS

Common Core Standards	SIXTH GRADE	SEVENTH GRADE	EIGHTH GRADE
Language: L.1.a	Language: L.1.a	Language: L.1.a	Language: L.1.a

Preparation

- Copies of Student Interactive Notebook Pages or Quick Notes Version
- Slides for Lesson:** Objects of the Preposition and Direct and Indirect Objects

Video Link(s)

Video Link Disclaimer: I do my best to keep links updated, but I can not guarantee they will work if the creator changes the link. I include the title and author so you can search the video in the event the link does not work.

- Copies of the Preposition - Language Skills for Kids!** by Macmillan Learning Channel
https://youtu.be/aqYQn_Io74Q?si=7n8PegQV3Ah1QGCH
- Direct Objects - Language Skills for Kids!** by Macmillan Learning Channel
https://youtu.be/I5uSWtraCt8ie?PK_RYSGUR_o1shv
- Indirect Objects - Language Skills for Kids!** by Macmillan Learning Channel
<https://youtu.be/bFslJlUrvy9?si=1UbafTfAxcCIISkK>

Learning Period

- Explain to students that they're going to learn about objects of the preposition and direct and indirect objects.
- Hand out the interactive notebook** or quick notes pages or assign the digital version of the lessons.
- Optional:** Show the video(s) about Objects of the Preposition and Direct and Indirect Objects.
- While showing the video(s), you could have students try to fill out the interactive notebook pages themselves.
- Display the lesson slides** on objects of the preposition and direct and indirect objects and have students take notes and/or have them go over the definitions and examples. If you're short on time, have students glue in or hole-punch in one of the quick-note versions of the notes.
- After students have taken notes or you have gone over the notes, complete the practice slides with students.

©2019 KIM CROWL, THE MIDDLE SCHOOL DESIGNER

OBJECTS OF THE PREPOSITION + DIRECT AND INDIRECT OBJECTS VIDEOS

EXAMPLE THREE

object of the preposition

direct object

Nouns, pronouns or phrases

indirect object

PRACTICE #1

IDENTIFY THE DIRECT OBJECT, INDIRECT OBJECT

PRACTICE #4

THE PREPOSITION IN THE SENTENCE:

PRACTICE #6

IDENTIFY THE DIRECT OBJECT, INDIRECT OBJECT

PRACTICE #10

MIDDLE SCHOOL GRAMMAR

objects of the preposition + direct and indirect objects

EXAMPLE

DIRECT OBJECT

Marc painted (for his)

INDIRECT OBJECT

object of the preposition

Prepositional phrases start with a preposition and usually end with the object of the preposition (noun, pronoun, gerund); the thing or person that the preposition is related to.

PREPOSITIONS LESSON FIVE

CONDUCTED

ON THE

LABORATORY.

CONDUCTED

ON THE

LABORATORY.

Each lesson plan has a section for the standards, objective, prep, and learning period. It also includes student quick notes, interactive notebook templates, and examples.

The lesson's teaching slides have everything you need to teach the lesson: teaching slides, examples, and concept break downs.

7 grammar lesson plans

DIGITAL LINKS

STUDENT INTERACTIVE NOTES

prepositions standard alignment

LESSON	STANDARD	DESCRIPTION
1	6.L.1	Demonstrate command of the conventions of standard English grammar and usage when writing or speaking.
2	6.L.12a	Use punctuation (commas, parentheses, dashes) to set off nonrestrictive/parenthetical elements.
3	6.L.3	Use knowledge of language and its conventions when writing, speaking, reading, or listening.
4	6.L.3a	Vary sentence patterns for meaning, reader/listener interest, and style.

Table of contents

PAGE	LESSON	CONTENT
3	ALL	Digital Links
4	ALL	Standard Alignment
5	1	Preposition Lesson 1: Types of Phrases
23	2	Preposition Lesson 2: Prepositions and Prepositional Phrases
44	3	Preposition Lesson 3: Object of the Preposition
60	4	Preposition Lesson 4: Direct and Indirect Objects
71	5	Preposition Lesson 5: Object of the Preposition and Direct and Indirect Objects
87	REVIEW	Prepositions Review Game and Study Guide
96	ASSESSMENT	Prepositions: Cumulative Assessment

©MARTINA CAHILL- THE HUNGRY TEACHER

Name: _____ Date: _____ Period: _____

prepositions: study guide

PREPOSITION assessment

Name: _____ Date: _____ Period: _____

PART ONE

Circle the preposition and underline the prepositional phrase in the following sentences.

LESSON ONE: Types of Phrases

Common Core Standards	SIXTH GRADE	SEVENTH GRADE	EIGHTH GRADE
Language: L.1	Language: L.1	Language: L.1	Language: L.1

Preparation: Copies of Student Interactive Notebook Pages or Quick Notes

LESSON TWO: PREPOSITIONS AND PREPOSITIONAL PHRASES

Common Core Standards	SIXTH GRADE	SEVENTH GRADE	EIGHTH GRADE
Language: L.1a	Language: L.1a	Language: L.1a	Language: L.1a

Preparation: Copies of Student Interactive Notebook Pages or Quick Notes

LESSON THREE: OBJECT OF THE PREPOSITION

Common Core Standards	SIXTH GRADE	SEVENTH GRADE	EIGHTH GRADE
Language: L.1a	Language: L.1a	Language: L.1a	Language: L.1a

Preparation: Copies of Student Interactive Notebook Pages or Quick Notes

LESSON FOUR: DIRECT AND INDIRECT OBJECTS

Common Core Standards	SIXTH GRADE	SEVENTH GRADE	EIGHTH GRADE
Language: L.1a	Language: L.1a	Language: L.1a	Language: L.1a

Preparation: Copies of Student Interactive Notebook Pages or Quick Notes

LESSON FIVE: OBJECTS OF THE PREPOSITION AND DIRECT AND INDIRECT OBJECTS

Common Core Standards	SIXTH GRADE	SEVENTH GRADE	EIGHTH GRADE
Language: L.1a	Language: L.1a	Language: L.1a	Language: L.1a

Preparation: Copies of Student Interactive Notebook Pages or Quick Notes

Video Link Disclaimer: I do my best to keep links updated, but I can not guarantee they will work if the creator changes the link. I include the title and author so you can search the video in the event the link does not work.

Object of the Preposition - Language Skills for Kids! by Macademy Learning Channel
<https://youtu.be/gaYQa-Ja74Q?list=PL8PaQV3Ah1QCH>

Direct Objects - Language Skills for Kids! by Macademy Learning Channel
<https://youtu.be/ISj5WtaGLOs?list=PL8PaQV3Ah1QCH>

Indirect Objects - Language Skills for Kids! by Macademy Learning Channel
<https://youtu.be/e8sJ0Uwv9g?list=PL8PaQV3Ah1QCH>

Learning Period

1. Explain to students that they're going to learn about objects of the preposition and direct and indirect objects.
2. Hand out the interactive notebook or quick notes pages or assign the digital version of the lessons.
3. Optional: Show the video(s) about Objects of the Preposition and Direct and Indirect Objects.
4. While showing the video(s), you could have students try to fill out the interactive notebook pages themselves.
5. Display the lesson slides on objects of the preposition and direct and indirect objects and have students take notes and/or have them go over the definitions and examples. If you're short on time, have students glue in or hole-punch in one of the quick-note versions of the notes.
6. After students have taken notes or you have gone over the notes, complete the practice slides with students.

©MARTINA CAHILL- THE HUNGRY TEACHER

SEVEN TYPES OF phrases

	PHRASE	DEFINITION	EXAMPLES
1	ABSOLUTE PHRASE	UA modifying parenthetical or subordinate phrase that includes a subject, but no	Legs quivering, our old dog Gizmo dreams of chasing
2	APPOSITIONAL PHRASE		
3	GERUNDIAL PHRASE		
4	INFINITIVAL PHRASE		

PREPOSITIONS AND PREPOSITIONAL PHRASES

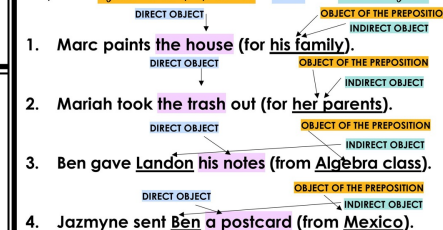
PREPOSITIONS	Definition: A word that shows the relationship between the word in the sentences and the word that is the object of the preposition.
examples of prepositions:	
1. Which one: The umbrella with the polka dots is Mary Anne's.	
• Shows the relationship between the umbrella and the polka dots.	

OBJECTS OF THE PREPOSITION

OBJECT OF THE preposition	Definition: Prepositional phrases start with a preposition and usually end with the object of the preposition (noun, pronoun, gerund); the thing or person that the preposition is related to.
example	

OBJECT OF THE preposition	Definition: Prepositional phrases start with a preposition and usually end with the object of the preposition (noun, pronoun, gerund); the thing or person that the preposition is related to.
DIRECT OBJECT	Definition: Nouns, pronouns, clauses, or phrases that are the recipient of the action of the transitive verb.
INDIRECT OBJECT	Definition: Nouns or pronouns that identify to whom or for whom the action of the verb is performed; who is receiving the direct object.
1. Marc	Direct objects receive the action of the verb, whereas indirect objects receive the direct object.
2. Maria	To find the direct object, ask "What?" or "Whom?" after the verb. For example, in the sentence, "He ate the pizza," asking "What did he eat?" identifies "the pizza" as the direct object.
3. Ben g	To find the indirect object, you should ask "To whom?" or "For whom?" or "For what?" or "To what?" after the verb. For example, in the sentence, "She gave him the book," asking "To whom did she give the book?" identifies "him" as the indirect object.
4. Jazmy	

examples of objects of the prepositions + direct and indirect objects



©MARTINA CAHILL- THE HUNGRY TEACHER

study guide and summative assessment

examples of objects of the prepositions - direct and indirect objects

- Marc paints the house (for his family).
DIRECT OBJECT: house, INDIRECT OBJECT: his family
- Mariah took the trash out (for her parents).
DIRECT OBJECT: trash, INDIRECT OBJECT: her parents

PREPOSITIONS AND PREPOSITIONAL PHRASES

PREPOSITIONAL PHRASES

Definition: A prepositional phrase includes the preposition, the object of the preposition, and all the modifiers between.

examples of prepositional phrases:

ie: The umbrella (with the polka dots) is Mary Anne's.

study guide teacher key

prepositions: study guide

the seven types of phrases

	PHRASE	DEFINITION	EXAMPLES
1	ABSOLUTE PHRASE	A modifying parenthetical or subordinate phrase that includes a subject, but no acting verb; cannot stand on its own as a sentence.	<u>Legs quivering</u> , our old dog Gizmo dreams of chasing squirrels.

PREPOSITIONS AND PREPOSITIONAL PHRASES

PREPOSITIONAL PHRASES

Definition:

examples of prepositional phrases:

Name: _____ Date: _____ Period: _____

prepositions: study guide

the seven types of phrases

	PHRASE	DEFINITION	EXAMPLES
1	ABSOLUTE PHRASE		
2	APPOSITIVE PHRASE		
3	GERUND PHRASE		
4	INFINITIVE PHRASE		
5	NOUN PHRASE		
6	PARTICIPLE PHRASE		
7	PREPOSITIONAL PHRASE		

ANSWER KEY

PART ONE

Circle the preposition and underline the prepositional phrase in the following sentences.
NOTE: There can be more than one in each sentence.

- My sister painted the walls of her bedroom.
- The cherries are from the trees on my grandmother's farm.
- Mariah and her family spent their vacation in a cabin in the woods.

PART THREE

Put the prepositional phrase in parentheses, then circle the object of the preposition:

- This is one small step (for man), one giant leap (for mankind).
- The ants get (in your ears) when you are sleeping.
- (Inside every cynical person), there is a disappointed idealist.
- Are those biscuits (on the table) (for the dogs)?

MENTOR sentence B

ANSWER KEY

Put a square around the verb that implies the preposition (to or for). Underline the direct object and circle the indirect object in each sentence.

- Has your boss sent you a notice?

PART THREE

Put the prepositional phrase in parentheses, then circle the object of the preposition:

PART TWO

PREPOSITION assessment

Name: _____

Date: _____ Period: _____

PART ONE

Circle the preposition and underline the prepositional phrase in the following sentences.
NOTE: There can be more than one in each sentence.

- My sister painted the walls of her bedroom.
- The cherries are from the trees on my grandmother's farm.
- Mariah and her family spent their vacation in a cabin in the woods.
- The third car on the racetrack belongs to my brother.
- Please put the textbooks on the desk beside the front door.
- The cookies were made with the eggs we got from our chickens.
- My cousins from Chicago are arriving in about one hour.
- The cars outside my window are so loud that they keep me awake.

PART TWO

Circle the direct objects and underline the indirect objects in the following sentences:

- She gave him a present.
- I wrote my friend a letter.
- They offered her the job.

it leap for mankind.
leeping.
appointed idealist.
gs?
ng to do with the time we have rushed

he preposition (to or for). Underline the direct sentence.

the next convention?
story.
picnic table.
s.
thday.

t object.

owers.
me cookies.
e news.
a letter.
age.

review game

TOPIC 1 QUESTION: 100 POINTS

Which term matches the definition: A word that shows the relationship between two things.

TOPIC 1 ANSWER: 100 POINTS

TOPIC 2 QUESTION: 100 POINTS

Circle the prepositions and put parentheses around the prepositional phrases.

TOPIC 2 ANSWER: 100 POINTS

SCOREBOARD
Use this page to keep track of your team's score!

TEAM

TEAM

PREPOSITIONS

PHRASES	PREPOSITIONS	DEFINITIONS	OBJECTS OF THE PREPOSITION	
100	100	100	100	100
200	200	200	200	200
300	300	300	300	300
400	400	400	400	400
500	500	500	500	500

TOPIC 3 QUESTION: 300 POINTS

Which term matches the definition: A word that shows the relationship between two things.

TOPIC 3 ANSWER: 300 POINTS

- 1.
- 2.

TOPIC 4 QUESTION: 100 POINTS

Identify the direct object and indirect object in the sentence.

TOPIC 4 ANSWER: 100 POINTS

Direct object: house
Indirect Object: family

TOPIC 5 QUESTION: 100 POINTS

Identify the object of the preposition in the sentence.

TOPIC 5 ANSWER: 100 POINTS

his family

EXAMPLE OF LESSON THREE'S SLIDES

TABLE OF CONTENTS

OBJECTS OF THE PREPOSITION

Object of the Preposition - Language
by Miacademy Learning C

CONTENT

OBJECTS OF THE PREPOSITION

object of the preposition

Prepositional phrases start with a preposition and usually end with the object of the preposition.

EXAMPLE ONE

EXAMPLE TWO

She paints the house
(for his family).

Mariah took the book
out (for her partner).

EXAMPLE THREE

He handed Landon his notes.

EXAMPLE FOUR

Jazmyne sent Ben
a postcard (from Mexico).

OBJECT OF THE PREPOSITION

©MARTINA CAHILL - THE HUNGRY TEACHER

MIDDLE SCHOOL GRAMMAR

object of the preposition

EXAMPLE ONE

DIRECT OBJECT
Marc paints the house
(for his family).

INDIRECT OBJECT
OBJECT OF THE PREPOSITION

PREPOSITIONS LESSON THREE

The preposition

phrases start with a preposition and usually end with the object of the preposition (noun, pronoun, gerund); the person or thing that the preposition is related to.



©MARTINA CAHILL - THE HUNGRY TEACHER

PRACTICE #1

IDENTIFY

PRACTICE #2

PRACTICE #3

PRACTICE #4

IDENTIFY THE OBJECT OF THE PREPOSITION IN THE SENTENCE.

PRACTICE #5

IDENTIFY THE OBJECT OF THE PREPOSITION IN THE SENTENCE.

The chef prepared a delicious meal.

PRACTICE #6

IDENTIFY THE OBJECT OF THE PREPOSITION IN THE SENTENCE.

The artist painted his masterpiece.

PRACTICE #7

IDENTIFY THE OBJECT OF THE PREPOSITION IN THE SENTENCE.

The professor addressed the class.

PRACTICE #8

IDENTIFY THE OBJECT OF THE PREPOSITION IN THE SENTENCE.

She handed him a book.

PRACTICE #9

IDENTIFY THE OBJECT OF THE PREPOSITION IN THE SENTENCE.

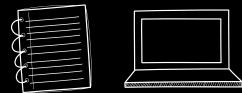
She told us a fascinating story about her travels.

PRACTICE #10

IDENTIFY THE OBJECT OF THE PREPOSITION IN THE SENTENCE.

The scientist conducted experiments on the behavior of mice in the laboratory.

PRINT AND
DIGITAL



[illegible]

SELF-GRADING GOOGLE FORM

Teachers like you have said...



I am so excited that I found this! **This is such a wealth of knowledge and resources it will be such a time saver.** Also the graphics and font make it very appealing. It is perfect for our interactive notebooks. I will definitely buy more of these! -On Point Teaching



This grammar resource has everything you need. **It's easy to prep, effective, and keeps students learning and engaged. A must-have for teaching grammar with confidence!** -Sixth Grade A



My students need help with their writing. **This was a great way to break down conventions and be able to discuss the different parts one by one.** -Lindsay H.



It took me a while to get use to implementing this curriculum **but I now LOVE it! It was the best investment for 6th and now that we are moving to 7th, we are using it again! It is engaging and covers everything we need it to!** Thank you. -Melanie W



What a great way to enhance learning for Verbs and Adverbs. **Everything I have purchased from this creator is amazing. These lessons are engaging and digging deeper into verbs and adverbs.** I did not need all of the lessons for my Advanced RLA classes, but **my non advanced classes were very engaged.** -Chastity G.



Love this so much. **I teach in an online resource room for 7-10th grade and have used this across multiple grade levels.** Thank you! -Kirsten C.

MIDDLE SCHOOL ELA EXCLUSIVE FACEBOOK GROUP



THE FACEBOOK GROUP FOR
**4TH-8TH GRADE
ELA TEACHERS**

HOSTED BY



and martina cahill- the hungry teacher



[HTTPS://WWW.FACEBOOK.COM/GROUPS/493934185261374](https://www.facebook.com/groups/493934185261374)

THE HUNGRY TEACHER'S TERMS OF USE

EACH PAGE OF THIS DOCUMENT IS COPYRIGHTED

YOU MAY NOT

- YOU **MAY NOT** CLAIM ANY PART OF THIS DOCUMENT AS YOUR OWN.
- YOU **MAY NOT** SHARE OR SELL ANYTHING BASED ON THIS DOCUMENT.
- YOU **MAY NOT** POST ANY PART OF THIS DOCUMENT ONLINE OR ON A SHARED SERVER.
- FOR EDITABLE RESOURCES, YOU **MAY NOT** EDIT THEM TO BE REDISTRIBUTED IN ANY WAY, CLAIMED AS YOUR OWN IN ANY WAY, OR ALTERED AND SHARED AS IF IT WERE MY ORIGINAL WORK.

YOU MAY

- THIS PRODUCT IS DESIGNED FOR **PERSONAL USE IN ONE CLASSROOM** (ONE TEACHER) ONLY. FOR USE IN MULTIPLE CLASSROOMS, PLEASE PURCHASE ADDITIONAL LICENSES.
- **FREEBIES:** IF YOU CHOOSE TO SHARE ONE OF MY FREEBIES ON YOUR WEBSITE OR ON SOCIAL MEDIA, PLEASE SHARE A LINK FOR PEOPLE TO DOWNLOAD THE ITEM FROM ME AT THE ORIGINAL SOURCE.
- **BLOGGERS:** FEEL FREE TO BLOG ABOUT USING MY PRODUCTS IN YOUR CLASSROOM OR USE THE COVER PAGE TO A RESOURCE AS LONG AS YOU CREDIT ME AND PROVIDE A LINK TO THE ITEM AT THE ORIGINAL SOURCE.

THANK YOU FOR YOUR PURCHASE AND FOR YOUR SUPPORT IN PROTECTING MY WORK



MARTINA@THEHUNGRYTEACHERHUB.COM



THANK YOU SO MUCH!



FOR TEACHING IDEAS, FREEBIES, AND OTHER FUN STUFF CHECK OUT
MY BLOG, INSTAGRAM FACEBOOK PAGE, STORE AND PINTEREST

CONNECT WITH ME



[TEACHERSPAYTEACHERS.COM/STORE/MARTINA-CAHILL-THE-HUNGRY-TEACHER](https://www.teacherspayteachers.com/store/martina-cahill-the-hungry-teacher)



[HTTPS://WWW.PINTEREST.COM/THEHUNGRYTEACHER](https://www.pinterest.com/thehungryteacher)



[@THEHUNGRYTEACHER8TH](https://www.instagram.com/thehungryteacher8th)



[FACEBOOK.COM/THEHUNGRYTEACHER/](https://www.facebook.com/thehungryteacher/)



[THEHUNGRYTEACHERBLOG.COM](https://thehungryteacherblog.com)



MARTINA@THEHUNGRYTEACHERHUB.COM



FONTS BY:

