

6th-8th  
GRADE

# Middle School Writing Skills

# POETRY WRITING UNIT

**POEMS- ACROSTIC**

**POEMS- LIMERICKS**

**POEMS- INTRODUCTION**

**LESSON ONE**

**LESSON TWO**

**LESSON THREE**

**LESSON FOUR**

**LESSON FIVE**

**COMMON CORE STANDARDS**

**SIXTH GRADE**

**SEVENTH GRADE**

**EIGHTH GRADE**

**LITERATURE: 4, 5, 10**

**WRITING: 4**

**LEARNING TARGET**

**1. I can determine the meaning of words and phrases as they are used in a text, including figurative and connotative meanings; analyze the impact of a specific word choice on meaning and tone.**

**2. I can analyze how a particular sentence, paragraph, or section fits into the overall structure (e.g., soliloquy, monologue, or scene, or stanza fits development of a character, plot, or theme).**

**3. I can analyze how a particular sentence, paragraph, or section fits into the overall structure (e.g., soliloquy, monologue, or scene, or stanza fits development of a character, plot, or theme).**

**4. I can analyze how a particular sentence, paragraph, or section fits into the overall structure (e.g., soliloquy, monologue, or scene, or stanza fits development of a character, plot, or theme).**

**5. I can analyze how a particular sentence, paragraph, or section fits into the overall structure (e.g., soliloquy, monologue, or scene, or stanza fits development of a character, plot, or theme).**



**poetry ASSESSMENT**

NAME: \_\_\_\_\_

DATE: \_\_\_\_\_

Read the poem below and answer the questions.

**Narrative & Ballad POEMS**

NAME: \_\_\_\_\_

Write a narrative poem below.

**ode POEMS**

NAME: \_\_\_\_\_

Write two ode poems below.

**ODE POEM RULES:**

**acrostic POEMS**

NAME: \_\_\_\_\_

Write an acrostic poem below.

**LIMERICK POEM RULES:**

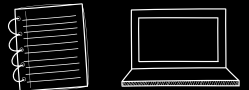
NAME: \_\_\_\_\_

Write two limerick poems below.

**HAIKU POEM RULES:**

Include 17 syllables divided into 3 lines of 5, 7, and 5.

PRINT AND  
DIGITAL



# A MIDDLE SCHOOL ELA

## poetry types and poetry writing unit

This engaging unit guides students through essential poetry terms and structures while giving them **hands-on practice reading, analyzing, and writing different types of poems**. From haikus to narrative poems, students will explore what makes each form unique—and then **create original poems of their own**. With built-in modeling, clear instruction, and flexible pacing, this unit makes it easy to teach poetic devices and foster creative expression at the same time.

- ✓ 9 step-by-step teacher lesson plans
- ✓ 9 step-by-step teacher PDF and Google Slides teaching presentations
- ✓ All student reference materials and resources
- ✓ Teacher answer keys and examples
- ✓ 100% digital student notebook

PRINT AND  
DIGITAL





# poetry types and poetry writing unit

Tired of surface-level poetry activities or students thinking poetry is just rhyming for fun? This Poetry Writing Mini-Unit introduces real poetic techniques while helping students express themselves creatively and confidently.

## ✦ Here's what they'll learn:

- **Poetry Terms + Techniques:** Build foundational understanding of literary devices like figurative language, imagery, rhyme, and structure.  
**Poem Types & Purpose:** Learn how different forms of poetry (like haiku, acrostic, narrative, and free verse) work—and why authors choose them.  
**Original Poem Writing:** Create six original poems using mentor models, guided lessons, and step-by-step brainstorming and drafting support.

## 📖 Why this works:

This unit makes poetry accessible without watering it down. With nine structured lessons, students build both analytical and creative skills as they study examples and write their own poems in response. It's scaffolded, low-prep, and full of engaging opportunities for students to express themselves—while still hitting the standards.

## 💡 Perfect for:

- Teachers looking to bring structure and creativity together in their writing instruction.
- Classrooms exploring literary devices through authentic, student-written poems.
- Any middle grade ELA teacher needing a flexible, engaging poetry unit that actually builds skills—not just makes pretty hallway displays.

PRINT AND  
DIGITAL



# Teachers like you have said...



"We have just finished this unit and my students and I both LOVED it! Your unit is so well organized and thorough and really helps develop a solid foundation of poetry vocabulary and strategies while exposing them to multiple novels throughout the unit (their own as well as the mentor text in class). **I appreciate the models of each skill for students and the building up of difficulty** (for example, examining structure early in the novel and building up to comparing structure in multiple poems). **It was a fabulous month of instruction and so thorough**--while you could certainly add outside resources or activities, none are needed **to offer a thorough, challenging, engaging learning experience!** Thank you!!" –Nancy M.



**Best unit ever! I never really loved teaching poetry that much, but this unit changed my mind!** I love that you can do a great book club option for poetry in verse and I feel it kept my students engaged and motivated to keep reading because we did the book Crossover. **Amazing unit! A must have!**" –Brandi G.



This is an amazing way to get students engaged with poetry and it's super fun too. Not only did my students love it, **but it was so fun to teach and work along with them too. This was also amazing because it was so well prepared that I did not have to do much extra work at all!** I loved this and will use it again! " –Mallory H.



"My students are so much more engaged having the poetry reference book in their hand. **I used this as our end of the year poetry review.** I will use it during my intro to poetry next school year. **The lessons, slides and reference book go together and keep students engaged.**" –Chastity G.

## digital versions

### How to Access and Use the Digital Student Pages:

1. Click the links provided below.
2. If you're not already signed into your Google account, you'll be prompted to sign in.
3. Click the link for the digital version of the lesson you want to use.

#### Dear ELA Teacher,

Thanks so much for downloading the Types of Poetry Mini-Unit! This 7-day unit is designed to help your 6th-8th grade students explore poetic structure and style while writing their own creative works. Whether you're looking for a low-prep poetry introduction or a focused skill-building unit, this resource is flexible enough for whole-class, small group, or station-based instruction.

#### Overview of the Unit Structure:

Each lesson dives into a different poetic form—giving students meaningful exposure to a variety of poetic structures and styles.

### COMMON CORE STANDARD ALIGNMENT: READING

#### sixth grade reading literature standards

6.RL.4 Determine meaning from specific words and sentences as they appear in texts.

6.RL.5 Analyze how overall structure, setting, or style contributes to meaning in texts.

### COMMON CORE STANDARD ALIGNMENT: WRITING

#### sixth grade writing standards

## TABLE OF CONTENTS

This mini-unit is designed to help middle school students review key poetry terms, explore a variety of poetic forms, and write several original poems. Each lesson takes approximately one class period to complete. Throughout the unit, students will strengthen their reading, writing, and language skills through guided analysis, creative expression, and structured practice—all aligned to middle school ELA standards.

PAGE	LESSON	LESSON OVERVIEW
3	N/A	<b>Note to You:</b> Breakdown and layout of unit
4	N/A	Links to <b>Digital Files/Versions</b> of Resources
5	N/A	CCSS Standard Alignment
7	0	Optional Pre-Lesson: <b>Types of Poems</b>
19	1	Introduction to <b>Poetry Vocabulary</b>
29	2	Types of Poems- <b>Haikus</b>
37	3	Types of Poems- <b>Limericks</b>
45	4	Types of Poems- <b>Acrostic</b>
52	5	Types of Poems- <b>Ode</b>
59	6	Types of Poems- <b>Narrative</b>
71	7	Types of Poems- <b>Ballad</b>
83	8	Types of Poems- <b>Assessment</b>

©MARTINA CAHILL- THE HUNGRY TEACHER

# STEP-BY-STEP TEACHER LESSON PLANS

Includes lesson plans, lesson materials, full-size reference materials, and graphic organizers.

### POETRY OPTIONAL PRE-LESSON: types of poems

Common Core Standards

### POETRY TERMS- INTRODUCTION

Common

SIXTH GRADE

SEVENTH GRADE

### TYPES OF POEMS- ACROSTIC

Common

SIXTH GRADE

SEVENTH GRADE

EIGHTH GRADE

Lesson FOUR

### TYPES OF POEMS- ODE POEM

Lesson FIVE

### TYPES OF POEMS- HAIKUS

Common Core Standards

SIXTH GRADE

SEVENTH GRADE

### TYPES OF POEMS- LIMERICKS

Common Core Standards

SIXTH GRADE

Literature: 4, 5, 10  
Writing: 4

- Learning Target**
1. I can determine the meaning of words and phrases as they are used in a text, including figurative and connotative meanings; analyze the impact of word choice on meaning and tone.
  2. I can analyze how a particular sentence, chapter, scene, or stanza fits into the overall structure of a text and contributes to the development of the theme, setting, or plot.
  3. I can analyze how a drama's or poem's form or structure (e.g., soliloquy, sonnet) contributes to its meaning.
  4. I can define and identify the different types of poems.
  5. I can produce clear and coherent writing in which the development, organization, and style are appropriate to task, purpose, and audience.

Preparation

Digital Prep

Learning Period

- Preparation**
1. Lesson Three Presentation
  2. Copies of the guided notes
  3. Copies of the limerick worksheet

- Digital Prep**
1. Assign the digital version to students at the start of the unit. Since students will complete them on which lesson they'll be completing each day.

- Learning period**
1. **Objective:** Students will write limerick poems, then a short test.
  2. **Set the Purpose:** Let students know that today is their poetry assessment. They'll be reviewing what they've learned about poetic terms and types, then applying that knowledge to a short test.

©MARTINA CAHILL- THE HUNGRY TEACHER

### TYPES OF POEMS- NARRATIVE POEMS

Common Core Standards

### TYPES OF POEMS- BALLADS

Lesson SIX

Lesson SEVEN

### TYPES OF POEMS- ASSESSMENT

Lesson EIGHT

Common Core Standards

SIXTH GRADE

Literature: 4, 5, 10  
Writing: 4

SEVENTH GRADE

Literature: 4, 5, 10  
Writing: 4

EIGHTH GRADE

Literature: 4, 5, 10  
Writing: 4

- Learning Target**
1. I can determine the meaning of words and phrases as they are used in a text, including figurative and connotative meanings; analyze the impact of a specific word choice on meaning and tone.
  2. I can analyze how a particular sentence, chapter, scene, or stanza fits into the overall structure of a text and contributes to the development of the theme, setting, or plot.
  3. I can analyze how a drama's or poem's form or structure (e.g., soliloquy, sonnet) contributes to its meaning.
  4. I can define and identify the different types of poems.
  5. I can produce clear and coherent writing in which the development, organization, and style are appropriate to task, purpose, and audience.


- Preparation**
1. Lesson Eight Presentation
  2. Copies of Poetry Assessment

- Digital Prep**
1. Assign digital versions to students in Google Classroom. The digital version is all one file, so you'll just need to assign it once at the start of the unit and instruct students on which lesson they'll be completing each day.

- Learning Period**
1. **Set the Purpose:** Let students know that today is their poetry assessment. They'll be reviewing what they've learned about poetic terms and types, then applying that knowledge to a short test.
  2. **Prepare for the Assessment:**
    - Project the Lesson Eight title slide and the Poetry Assessment slide.

©MARTINA CAHILL- THE HUNGRY TEACHER

PRINT AND DIGITAL





# LESSON PRESENTATIONS

PDF and Google Slides lesson presentations for every lesson to display for students while taking notes or learning how to annotate literature.

## ODE



A kind of poem  
something  
lyric poetry —

## HAIKU



## FREE VERSE



of Japanese  
17 syllables

Poetry that is free  
regular meter and  
rhyme scheme

## NARRATIVE



## ACROSTIC



An acrostic poem  
where certain  
line spell out a word  
Typically,  
each line and  
message, but  
arranged

## BALLAD



A ballad is a type of poem that is sometimes set to music. The ballad originated as a folk song and continues today in popular music. Many love songs today can be considered ballads; the rhyme scheme is often ABAB, due to the musical quality of this rhyme pattern.



## example of lesson plan + resources

**NAME:** \_\_\_\_\_

**limerick POEMS**

Write two limerick poems below.

**LIMERICK POEMS**

**NAME:** \_\_\_\_\_

Use the note taking guide below to help you better understand poetry terms and vocabulary.

**guided NOTES**


**TITLE:** \_\_\_\_\_

**QUESTIONS:** \_\_\_\_\_

**NOTES:** \_\_\_\_\_

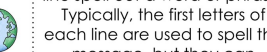
**LIMERICKS**

*limericks*



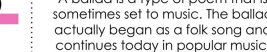
**ACROSTIC**

GOES AROUND  
LUNAR VIEWS  
OUR PLANET  
BIG BLUE OCEANS  
EARTH IS ROUND



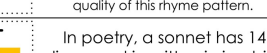
An acrostic poem is a poem where certain letters in each line spell out a word or phrase. Typically, the first letters of each line are used to spell the message, but they can appear anywhere.

**BALLAD**



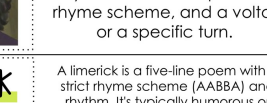
A ballad is a type of poem that is sometimes set to music. The ballad actually began as a folk song and continues today in popular music. Many love songs today can be considered ballads; the rhyme scheme is often ABAB because of the musical quality of this rhyme pattern.

**SONNET**



In poetry, a sonnet has 14 lines, and is written in iambic pentameter. Each line has 10 syllables. It has a specific rhyme scheme, and a volta, or a specific turn.

**LIMERICK**



A limerick is a five-line poem with a strict rhyme scheme (AABBA) and rhythm. It's typically humorous or nonsensical, often with a surprise twist in the last line. The first, second, and fifth lines rhyme, and the shorter third and fourth lines rhyme with each other.

**ANSWER KEY/POSSIBLE EXAMPLES**

Use the note taking guide below to help you better understand poetry terms and vocabulary.

**TITLE:** Limerick Poems

**QUESTIONS:** \_\_\_\_\_

**NOTES:** \_\_\_\_\_

**LIMERICK NOTES EXAMPLE**

*limericks*

**Learning Period**

3. **Interactive Notes:** Pass out the Lesson Three Interactive Notes handout (or direct students to the digital version). Explain that each question will be answered through the lesson slides. As you move through each slide, students should complete their notes with the definitions, examples, and key characteristics of limericks.

4. **Teach with the Slides:** Project the Lesson Three Presentation. Use the slides to review.

**TYPES OF POEMS- LIMERICKS**

Common Core Standards	SIXTH GRADE	SEVENTH GRADE	EIGHTH GRADE
	Literature: 4. 5, 10 Writing: 4	Literature: 4. 5, 10 Writing: 4	Literature: 4. 5, 10 Writing: 4
<b>Learning Target</b>	1. I can determine the meaning of words and phrases as they are used in a text, including figurative and connotative meanings; analyze the impact of a specific word choice on meaning and tone. 2. I can analyze how a particular sentence, chapter, scene, or stanza fits into the overall structure of a text and contributes to the development of the theme, setting, or plot. 3. I can analyze how a drama's or poem's form or structure (e.g., soliloquy, sonnet) contributes to its meaning. 4. I can define and identify the different types of poems. 5. I can produce clear and coherent writing in which the development, organization, and style are appropriate to task, purpose, and audience.		
<b>Preparation</b>	1. Lesson Three Presentation 2. Copies of the guided or interactive notes pages 3. Copies of the limerick pages		
<b>Digital Prep</b>	1. Assign the digital version to students in Google Classroom at the start of the unit. Since all lessons are included in a single file, students will complete one section at a time—be sure to guide them on which lesson to work on each day.		
<b>Learning period</b>	1. <b>Objective:</b> Students will learn the structure, rhythm, and humor of limerick poems, then apply their understanding by writing limericks. 2. <b>Set the Purpose:</b> Let students know that today's lesson is all about limericks—funny, five-line poems with a very specific rhyme and rhythm. By the end of class, they'll have written two of their own using what they've learned.		

**NAME:** \_\_\_\_\_

**limerick POEMS**

Write two limerick poems below.

**LIMERICK POEMS**

**NAME:** \_\_\_\_\_

Use the note taking guide below to help you better understand poetry terms and vocabulary.

**guided NOTES**


**TITLE:** \_\_\_\_\_

**QUESTIONS:** \_\_\_\_\_

**NOTES:** \_\_\_\_\_

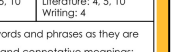
**LIMERICKS**

*limericks*



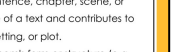
**ACROSTIC**

GOES AROUND  
LUNAR VIEWS  
OUR PLANET  
BIG BLUE OCEANS  
EARTH IS ROUND



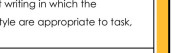
An acrostic poem is a poem where certain letters in each line spell out a word or phrase. Typically, the first letters of each line are used to spell the message, but they can appear anywhere.

**BALLAD**




A ballad is a type of poem that is sometimes set to music. The ballad actually began as a folk song and continues today in popular music. Many love songs today can be considered ballads; the rhyme scheme is often ABAB because of the musical quality of this rhyme pattern.

**SONNET**



In poetry, a sonnet has 14 lines, and is written in iambic pentameter. Each line has 10 syllables. It has a specific rhyme scheme, and a volta, or a specific turn.

**LIMERICK**



A limerick is a five-line poem with a strict rhyme scheme (AABBA) and rhythm. It's typically humorous or nonsensical, often with a surprise twist in the last line. The first, second, and fifth lines rhyme, and the shorter third and fourth lines rhyme with each other.

**ANSWER KEY/POSSIBLE EXAMPLES**

Use the note taking guide below to help you better understand poetry terms and vocabulary.

**TITLE:** Limerick Poems

**QUESTIONS:** \_\_\_\_\_

**NOTES:** \_\_\_\_\_

**LIMERICK NOTES EXAMPLE**

*limericks*

**Learning Period**

3. **Interactive Notes:** Pass out the Lesson Three Interactive Notes handout (or direct students to the digital version). Explain that each question will be answered through the lesson slides. As you move through each slide, students should complete their notes with the definitions, examples, and key characteristics of limericks.

4. **Teach with the Slides:** Project the Lesson Three Presentation. Use the slides to review.

**TYPES OF POEMS- LIMERICKS**

Common Core Standards	SIXTH GRADE	SEVENTH GRADE	EIGHTH GRADE
	Literature: 4. 5, 10 Writing: 4	Literature: 4. 5, 10 Writing: 4	Literature: 4. 5, 10 Writing: 4
<b>Learning Target</b>	1. I can determine the meaning of words and phrases as they are used in a text, including figurative and connotative meanings; analyze the impact of a specific word choice on meaning and tone. 2. I can analyze how a particular sentence, chapter, scene, or stanza fits into the overall structure of a text and contributes to the development of the theme, setting, or plot. 3. I can analyze how a drama's or poem's form or structure (e.g., soliloquy, sonnet) contributes to its meaning. 4. I can define and identify the different types of poems. 5. I can produce clear and coherent writing in which the development, organization, and style are appropriate to task, purpose, and audience.		
<b>Preparation</b>	1. Lesson Three Presentation 2. Copies of the guided or interactive notes pages 3. Copies of the limerick pages		
<b>Digital Prep</b>	1. Assign the digital version to students in Google Classroom at the start of the unit. Since all lessons are included in a single file, students will complete one section at a time—be sure to guide them on which lesson to work on each day.		
<b>Learning period</b>	1. <b>Objective:</b> Students will learn the structure, rhythm, and humor of limerick poems, then apply their understanding by writing limericks. 2. <b>Set the Purpose:</b> Let students know that today's lesson is all about limericks—funny, five-line poems with a very specific rhyme and rhythm. By the end of class, they'll have written two of their own using what they've learned.		

**NAME:** \_\_\_\_\_

**limerick POEMS**

Write two limerick poems below.

**LIMERICK POEMS**

**NAME:** \_\_\_\_\_

Use the note taking guide below to help you better understand poetry terms and vocabulary.

**guided NOTES**


**TITLE:** \_\_\_\_\_

**QUESTIONS:** \_\_\_\_\_

**NOTES:** \_\_\_\_\_


**LIMERICKS**

*limericks*




**ACROSTIC**

GOES AROUND  
LUNAR VIEWS  
OUR PLANET  
BIG BLUE OCEANS  
EARTH IS ROUND



An acrostic poem is a poem where certain letters in each line spell out a word or phrase. Typically, the first letters of each line are used to spell the message, but they can appear anywhere.

**BALLAD**



A ballad is a type of poem that is sometimes set to music. The ballad actually began as a folk song and continues today in popular music. Many love songs today can be considered ballads; the rhyme scheme is often ABAB because of the musical quality of this rhyme pattern.

Each lesson plan has a section for the standards, objective, prep, digital prep, a learning period, a writing conference section, and closing. It also includes any student materials.

The lesson's teaching slides have everything you need to teach the lesson: teaching slides, examples, and concept break downs.

# quick notes, guided notes, and examples included

**NAME:** \_\_\_\_\_ **ANSWER KEY/POSSIBLE EXAMPLES** *guided NOTES*

Use the note taking guide below to help you better understand poetry terms and vocabulary.

**TITLE:** Haiku Poems

**QUESTIONS:**

- What are haiku poems about?
- What elements do haiku poems have?
- What are the "rules" of writing poems?
- Explain the history of poems.

**NOTES:**

- A major form of Japanese verse, written in 17 syllables divided into 3 lines of 5, 7, and 5 syllables.
- Haiku poems have a specific number of syllables divided on three lines. They are often about nature.
- Haikus are written in 17 syllables divided into 3 lines of 5, 7, and 5 syllables, and often employ allusions and comparisons.
- Haikus originated in Japan in the 13th century (this is sometimes debated) and began as part of a longer oral poem, called

**HAIKU POEM RULES:**  
Include 17 syllables divided Nature is a popular top

**POEM 1:**

**NAME:** \_\_\_\_\_ **ANSWER KEY/POSSIBLE EXA** *guided NOTES*

Use the note taking guide below to help you better understand poetry terms and vocabulary.

**TITLE:** Ode Poems

**QUESTIONS:**

- What are poems?
- What elements do ode poems have?
- What are the "rules" of writing poems?
- Explain the history of poems.

**ODE POEM RULES:**  
Ode poems often praise something for length or pattern, but it nature.

**POEM 1:**

**SUMMARY:**  
Ode poems are something or

**NAME:** \_\_\_\_\_ **ANSWER** *guided NOTES*

Use the note taking guide below to help you better understand poetry terms and vocabulary.

**TITLE:** Narrative

**QUESTIONS:**

- What are narrative poems?
- What are common topics of narrative poems?

**NARRATIVE POEM RULES:**  
Narrative poems are constructed like stories and include story elements.

**POEM 1:**

**SUMMARY:**  
Narrative poems tell a story and include the elements of characters, plot, conflict, resolution, setting, and

**NAME:** \_\_\_\_\_ **ANSWER KEY/POSSIBLE E** *guided*

Use the note taking guide below to help you better understand poetry terms and vocabulary.

**TITLE:** Limerick Poems

**QUESTIONS:**

- What are limerick poems?
- What elements do limericks poems have?
- What are the "rules" of

**NOTES:**

- Limerick poems are often nonsense.
- Limerick poems are AABBA. Limerick
- A limerick poem represents a line rhymes with the
- Limerick poems

**LIMERICK POEM RULES:**  
Limericks are often fun

**POEM 1:**

**NAME:** \_\_\_\_\_ **ANSWER KEY/POSSIBLE EXAMPLES** *guided NOTES*

Use the note taking guide below to help you better understand poetry terms and vocabulary.

**TITLE:** Ballads

**QUESTIONS:**

- What are ballads?
- Explain the history of ballads.

**BALLAD POEM RULES:**  
Ballads are like songs and are sometimes set to music.

**POEM 1:**

**SUMMARY:**  
A ballad is a type of musical rhythm or story songs, passed down themes of love, tragedy

**NAME:** \_\_\_\_\_ **ANSWER KEY/POSSIBLE EXAMPLES** *guided NOTES*

Use the note taking guide below to help you better understand poetry terms and vocabulary.

**TITLE:** Ballads

**QUESTIONS:**

- What are ballads?
- Explain the history of ballads.

**BALLAD POEM RULES:**  
Ballads are like songs and are sometimes set to music.

**POEM 1:**

**SUMMARY:**  
A ballad is a type of musical rhythm or story songs, passed down themes of love, tragedy

**NAME:** \_\_\_\_\_ **ANSWER KEY/POSSIBLE EXAMPLES** *guided NOTES*

Use the note taking guide below to help you better understand poetry terms and vocabulary.

**TITLE:** Ballads

**QUESTIONS:**

- What are ballads?
- Explain the history of ballads.

**BALLAD POEM RULES:**  
Ballads are like songs and are sometimes set to music.

**POEM 1:**

**SUMMARY:**  
A ballad is a type of musical rhythm or story songs, passed down themes of love, tragedy

**NAME:** \_\_\_\_\_ **ANSWER KEY/POSSIBLE EXAMPLES** *guided NOTES*

Use the note taking guide below to help you better understand poetry terms and vocabulary.

**TITLE:** Ballads

**QUESTIONS:**

- What are ballads?
- Explain the history of ballads.

**BALLAD POEM RULES:**  
Ballads are like songs and are sometimes set to music.

**POEM 1:**

**SUMMARY:**  
A ballad is a type of musical rhythm or story songs, passed down themes of love, tragedy

**NAME:** \_\_\_\_\_ **ANSWER KEY/POSSIBLE EXAMPLES** *guided NOTES*

Use the note taking guide below to help you better understand poetry terms and vocabulary.

**TITLE:** Ballads

**QUESTIONS:**

- What are ballads?
- Explain the history of ballads.

**BALLAD POEM RULES:**  
Ballads are like songs and are sometimes set to music.

**POEM 1:**

**SUMMARY:**  
A ballad is a type of musical rhythm or story songs, passed down themes of love, tragedy

**NAME:** \_\_\_\_\_ **ANSWER KEY/POSSIBLE EXAMPLES** *guided NOTES*

Use the note taking guide below to help you better understand poetry terms and vocabulary.

**TITLE:** Ballads

**QUESTIONS:**

- What are ballads?
- Explain the history of ballads.

**BALLAD POEM RULES:**  
Ballads are like songs and are sometimes set to music.

**POEM 1:**

**SUMMARY:**  
A ballad is a type of musical rhythm or story songs, passed down themes of love, tragedy

**NAME:** \_\_\_\_\_ **ANSWER KEY/POSSIBLE EXAMPLES** *guided NOTES*

Use the note taking guide below to help you better understand poetry terms and vocabulary.

**TITLE:** Ballads

**QUESTIONS:**

- What are ballads?
- Explain the history of ballads.

**BALLAD POEM RULES:**  
Ballads are like songs and are sometimes set to music.

**POEM 1:**

**SUMMARY:**  
A ballad is a type of musical rhythm or story songs, passed down themes of love, tragedy

**NAME:** \_\_\_\_\_ **ANSWER KEY/POSSIBLE EXAMPLES** *guided NOTES*

Use the note taking guide below to help you better understand poetry terms and vocabulary.

**TITLE:** Ballads

**QUESTIONS:**

- What are ballads?
- Explain the history of ballads.

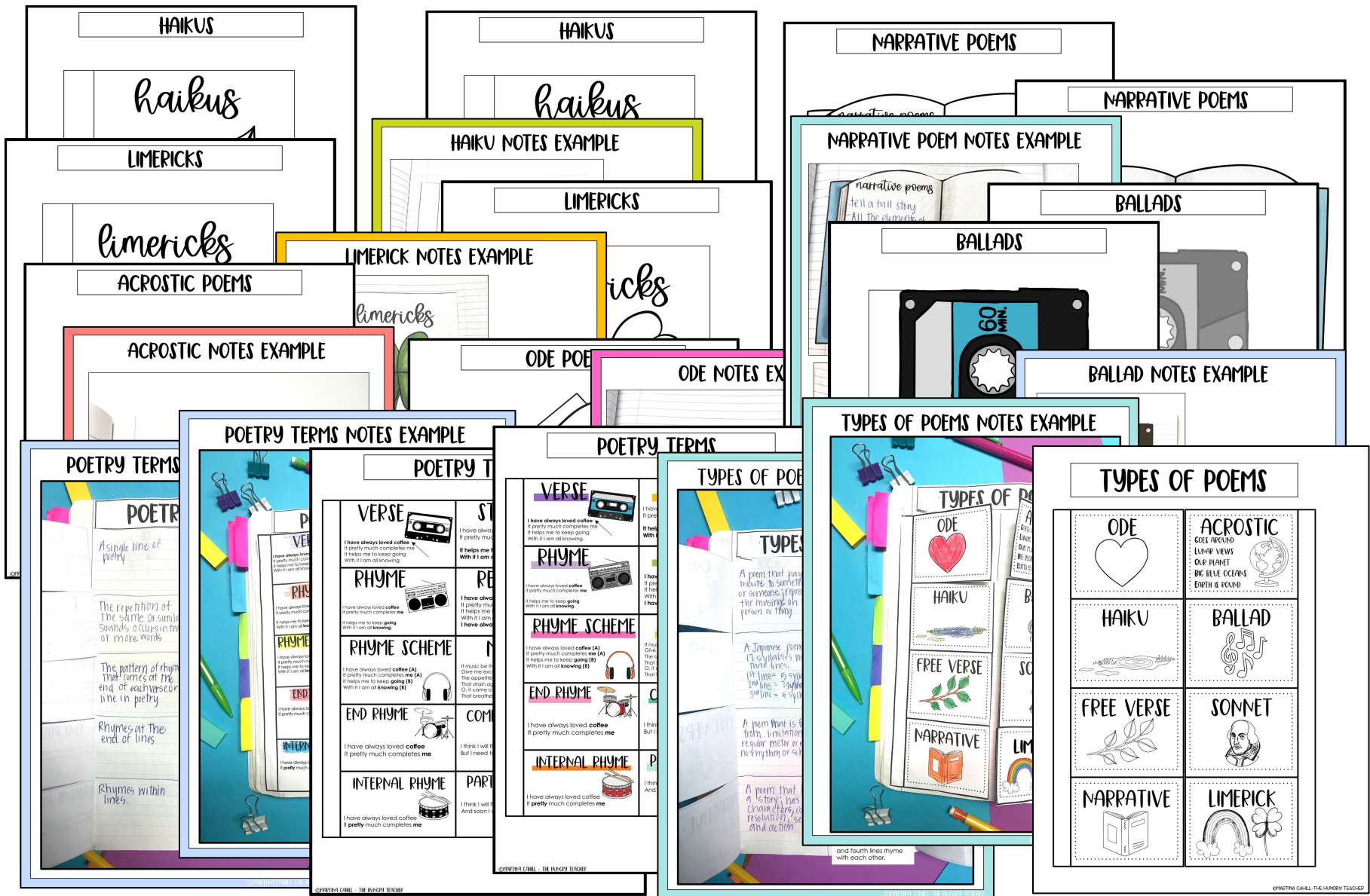
**BALLAD POEM RULES:**  
Ballads are like songs and are sometimes set to music.

**POEM 1:**

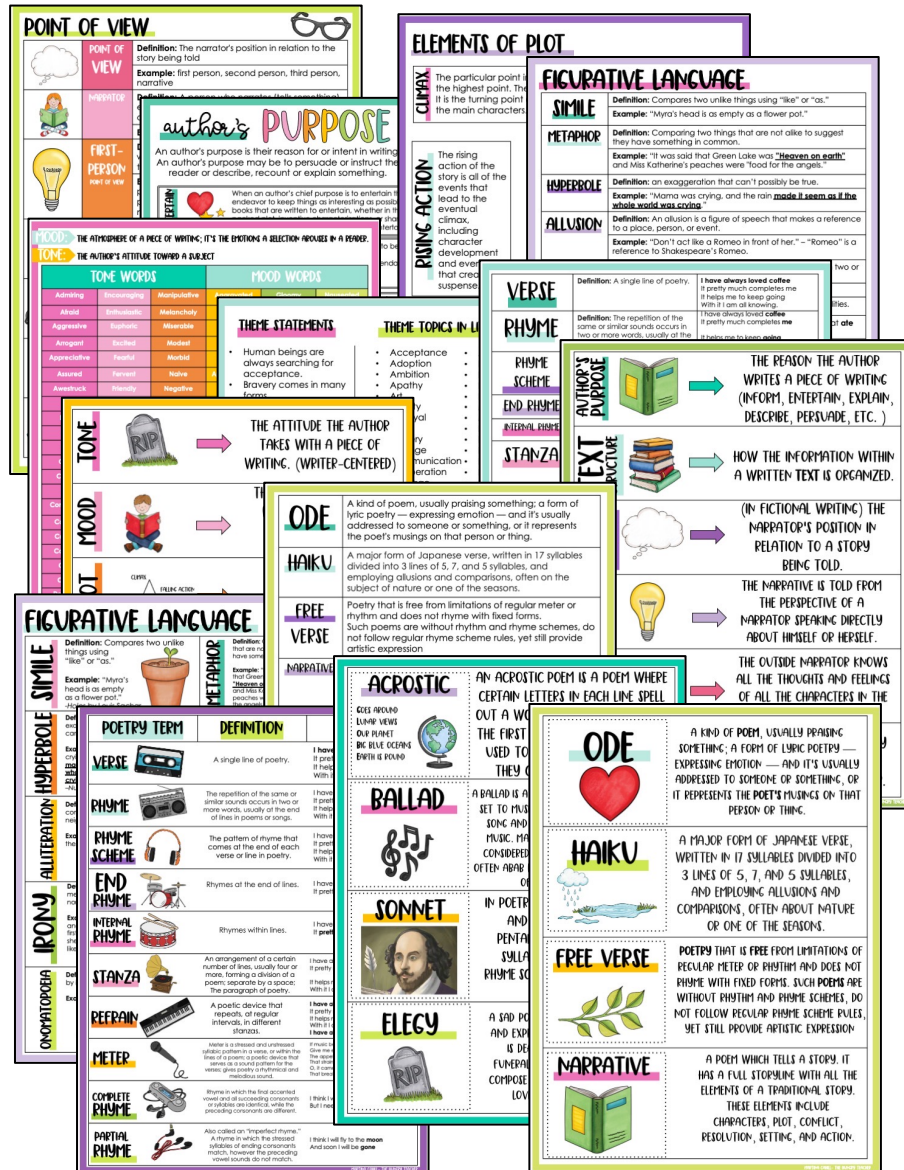
**SUMMARY:**  
A ballad is a type of musical rhythm or story songs, passed down themes of love, tragedy



interactive notes and examples included



# student reference pages and booklet



## COMES IN SIX DIFFERENT VERSIONS:

1. Tabbed mini-page in full-color
2. Tabbed mini-page in black and white
3. Non-tabbed mini-page in full-color
4. Non-tabbed mini-page in black and white
5. Full-page in full-color
6. Full-page black and white



# end of unit assessment and answer keys

NAME: \_\_\_\_\_  
DATE: \_\_\_\_\_

POSSIBLE ANSWERS/ANSWER KEY

Read the poem below and answer the questions on the sides of the poem to mark and analyze it.

Beneath the  
A world aw  
Verses da  
As stanzas  
End rhyme  
A melodic  
Rhyme sche  
Assigning lett  
Meter guid  
A heartbeat  
Complete rhy  
Creating ha

Meter:  
Unstressed/  
stressed

NAME: \_\_\_\_\_  
DATE: \_\_\_\_\_

POSSIBLE ANSWERS/ANSWER KEY

Read the poem below and answer the questions on the sides of the poem to mark and analyze it.

1. Identify a specific detail from the poem.  
A world awake

2. Count the total number of stanzas in the poem.

For these questions, write your answers in the space provided.

3. Highlight or underline the main theme of the poem.

4. Locate the main conflict in the poem.

5. Analyze the poem's structure and organization.

NAME: \_\_\_\_\_  
DATE: \_\_\_\_\_

POSSIBLE ANSWERS/ANSWER KEY

Identify each of the following poems.

Poem #3  
There once was a cat named Ma  
Whose antics were truly relax  
He'd nap in the sun,  
His day's work was done,  
A furry philosopher, that's the fact  
What type of poem is this? limerick

Poem #4  
Traversing landscapes, a journey un  
Roads winding like tales yet to be  
Adventures beckon, distant and n  
Vistas and cultures, each one to en  
Embarking on paths where memories  
Leaving footprints in places unkn

NAME: \_\_\_\_\_  
DATE: \_\_\_\_\_

POSSIBLE ANSWERS/ANSWER KEY

Answer each of the following questions using complete sentences.

1. How does the structure or form of the poem contribute to its meaning? Consider factors such as line length, stanza arrangement, and overall organization.  
Shorter poems may seem to come with a sense of urgency.  
Longer poems may read more like a narrative and allow the reader to feel more engaged and connected.

2. Examine the use of sound devices, such as rhyme and rhythm. How do these elements impact the poem's auditory experience and overall effectiveness?  
rhyme strategically makes a poem more engaging and can emphasize certain words, create a

NAME: \_\_\_\_\_  
DATE: \_\_\_\_\_

POSSIBLE ANSWERS/ANSWER KEY

Read the poem below and answer the questions on the sides of the poem to mark and analyze it.

Ber  
A  
V  
A  
En  
A  
Rhyme  
Assign  
Me  
A ha  
Com  
Cre  
In  
A  
In the  
Now  
Ider  
Ve  
In the  
High  
Show

NAME: \_\_\_\_\_  
DATE: \_\_\_\_\_

POSSIBLE ANSWERS/ANSWER KEY

Read the poem below and answer the questions on the sides of the poem to mark and analyze it.

1. Identify a specific detail from the poem.

2. Count the total number of stanzas in the poem.

For these questions, write your answers in the space provided.

3. Highlight or underline the main theme of the poem.

4. Locate the main conflict in the poem.

5. Analyze the poem's structure and organization.

6. Identify instances of sound devices in the poem.

7. Write down the main theme of the poem.

8. Find and label the main conflict in the poem.

9. Identify the poem's structure and organization.

NAME: \_\_\_\_\_  
DATE: \_\_\_\_\_

POSSIBLE ANSWERS/ANSWER KEY

Identify each of the following poems.

Poem #1  
Cherry blossoms fall,  
Whispers of the springtime breeze,  
Nature's fleeting grace.  
What type of poem is this? haiku

Poem #2  
In a quaint village by the sea,  
Lived a sailor bold, young and free,  
His eyes were deep as the ocean's blue  
With tales of adventure, both old and new

Poem #3  
There once was a cat named Ma  
Whose antics were truly relaxed  
He'd nap in the sun,  
His day's work was done,  
A furry philosopher, that's the fact  
What type of poem is this? limerick

Poem #4  
Traversing landscapes, a journey un  
Roads winding like tales yet to be  
Adventures beckon, distant and n  
Vistas and cultures, each one to en  
Embarking on paths where memories  
Leaving footprints in places unkn

Poem #5  
Oh, sweet songstress of the night  
With melodies that take their flight  
In moonlit bowers, your notes unf  
A symphony, timeless, pure, and b

Poem #6  
In a village by the rolling sea,  
Lived a maiden, fair as fair could be.  
Her name was Anne, with eyes so bright,  
A heart that sparkled in the morning light.

One day, a sailor with tales untold,  
Wove a story of adventures bold,  
He spoke of treasures on distant shores,  
And the allure of lands that called for more.

Anne, enchanted by the sailor's song,  
Longed for a journey, the voyage long,  
With a promise to return, he set sail,  
Leaving Anne to dream, her face so pale.

Days turned to nights, and nights to years,  
Anne's eyes filled with unshed tears.  
The sailor, lost to the vast unknown,  
Leaving behind a heart overthrown.

In the hush of the village, by the restless sea,  
Anne's ballad echoes, a tale of mystery,  
Of a love that sailed on the ocean's tide,  
A ballad of longing, forever to abide.

What type of poem is this? limerick

NAME: \_\_\_\_\_  
DATE: \_\_\_\_\_

POSSIBLE ANSWERS/ANSWER KEY

Answer each of the following questions using complete sentences.

1. How does the structure or form of the poem contribute to its meaning? Consider factors such as line length, stanza arrangement, and overall organization.

2. Examine the use of sound devices, such as rhyme and rhythm. How do these elements impact the poem's auditory experience and contribute to its overall effectiveness?

3. Based on your personal preferences, what type of poem do you find most impactful and why?



# digital student notebook and google slides included

**POETRY COLLECTION** ☆ 📁 🌐

File Edit View Insert Format Slide Arrange Tools Extensions Help

🔍 + 🖨️ 📄 📏 Fit 📐 Tr 📌 📄 Background Layout Theme Transition

6 LESSON one

7

8 POETRY TERMS

9 POETRY TERMS

10

11 LESSON two

1 ODE

2 HAIKU

3 FREE VERSE

4 NARRATIVE

PRINTING CABLE - THE MANGERS TRACKER

**ACROSTIC** 🌐

An acrostic poem is a poem where certain letters in each line spell out a word or phrase. Typically, the first letters of each line are used to spell the message, but they can appear anywhere.

**ODE POEMS** ❤️

**What are ode poems?**

A kind of poem, usually praising something; a form of lyric poetry. It is often addressed to someone.

# The hungry Teacher's Terms of use

---

EACH PAGE OF THIS DOCUMENT IS COPYRIGHTED

you may not

- You MAY NOT claim any part of this document as your own.
- You MAY NOT share or sell anything based on this document.
- You MAY NOT post any part of this document online or on a shared server.
- For editable resources, you MAY NOT edit them to be redistributed in any way, claimed as your own in any way, or altered and shared as if it were my original work.

you may

- This product is designed for personal use in one classroom (one teacher) only. For use in multiple classrooms, please purchase additional licenses.
- FREEBIES: If you choose to share one of my freebies on your website or on social media, please share a link for people to download the item from me at the original source.
- BLOGGERS: Feel free to blog about using my products in your classroom or use the cover page to a resource AS LONG AS you credit me and provide a link to the item at the original source.

---

THANK YOU FOR YOUR PURCHASE AND FOR YOUR SUPPORT IN PROTECTING MY WORK

---




MARTINA@THEHUNGRYTEACHERHUB.COM

# THANK YOU SO MUCH!



for teaching ideas, freebies, and other fun stuff check out my blog, instagram, facebook page, store and pinterest



[TEACHERSPAYTEACHERS.COM/STORE/MARTINA-CAHILL-THE-HUNGRY-TEACHER](https://www.teacherspayteachers.com/store/martina-cahill-the-hungry-teacher)



[HTTPS://WWW.PINTEREST.COM/THEHUNGRYTEACHR](https://www.pinterest.com/thehungryteacher)



[@THEHUNGRYTEACHER8TH](https://www.instagram.com/thehungryteacher8th)



[FACEBOOK.COM/THEHUNGRYTEACHER/](https://www.facebook.com/thehungryteacher/)

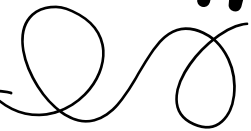


[THEHUNGRYTEACHERBLOG.COM](https://thehungryteacherblog.com)



[MARTINA@THEHUNGRYTEACHERHUB.COM](mailto:MARTINA@THEHUNGRYTEACHERHUB.COM)

connect  
**WITH ME**



fonts by:

