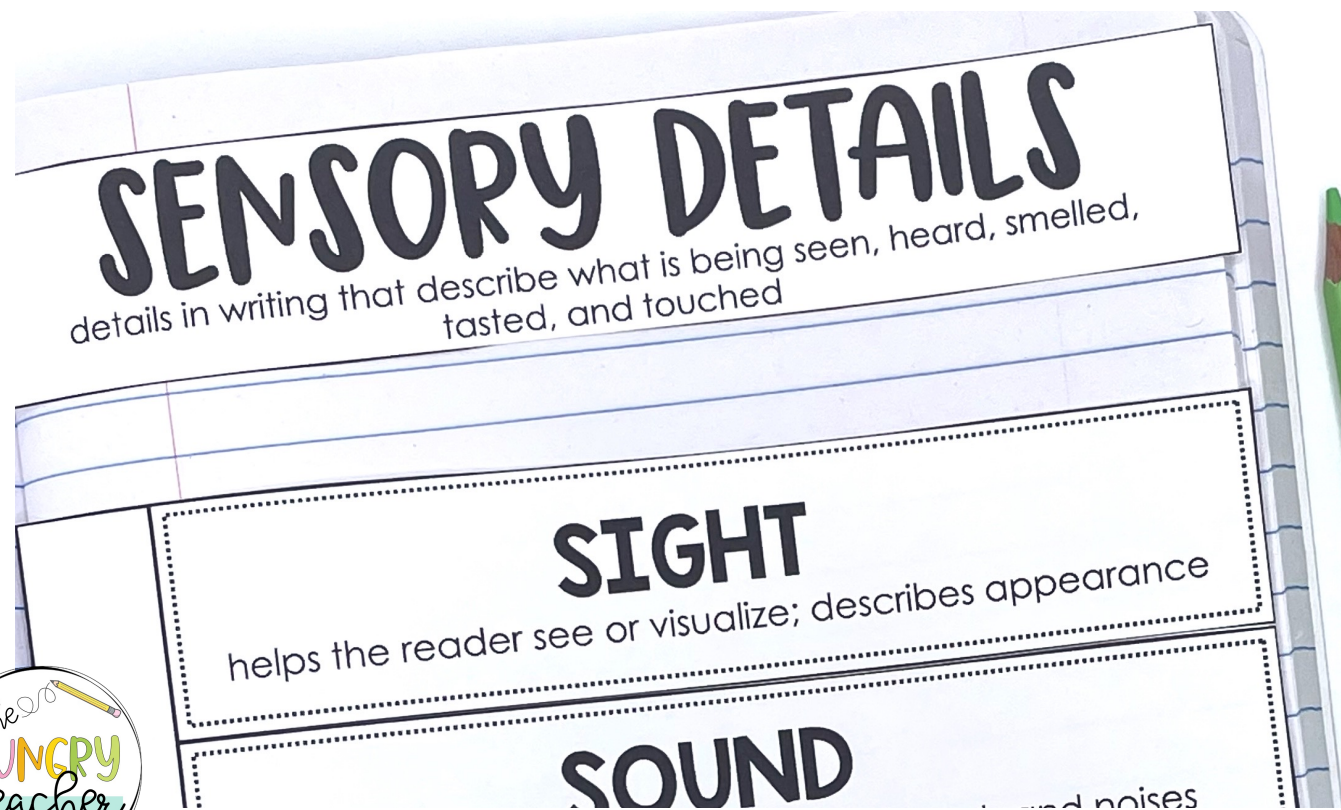


6th-8th  
GRADE

# narrative writing unit

## SENSORY DETAILS



PRINT AND  
DIGITAL




# A MIDDLE SCHOOL ELA

## *sensory details in narrative writing unit*

This flexible unit gives students the tools they need to write compelling narratives—without the “once upon a time” slump or endless plot summaries. With clear modeling, scaffolded mini-lessons, and engaging tasks, students learn how to generate story ideas, structure their plot, and bring their writing to life with sensory details and strong character development. They’ll move from brainstorming and planning to drafting full narratives that have voice, pacing, and purpose. Whether you’re introducing narrative writing, refreshing skills mid-year, or prepping for a state writing assessment, this unit meets students where they are and helps them level up.

- ✓ **6 step-by-step teacher lesson plans**
- ✓ **6 step-by-step teacher PDF and Google Slides teaching presentations**  
(narrative structure, character building, setting, sensory details, pacing, and revision)
- ✓ **Fully scaffolded** writing practice with modeled examples
- ✓ **Narrative planning templates** + graphic organizers
- ✓ **Mentor text excerpts** for analysis and inspiration
- ✓ **Teacher answer keys, examples, and flexible pacing**
- 100% digital student response notebook**

PRINT AND  
DIGITAL



# sensory details in narrative writing unit

Tired of reading “Once upon a time...” followed by two sentences and a sudden ending? This Narrative Writing Unit gives students the skills, models, and scaffolds they need to craft complete, engaging, and well-developed stories—without the wandering plots or missing details. With clear lessons on plot structure, sensory detail, pacing, and character development, students build confidence and stamina as storytellers.

## ✨ Here's what they'll learn:

- **Foundations of Strong Storytelling:** Students learn the building blocks of effective narratives, from crafting hooks to developing satisfying resolutions.
- **Character + Setting Development:** Using targeted mini-lessons and modeled examples, they create characters and settings that feel authentic and purposeful.
- **Sensory Detail & Show-Don't-Tell:** Students practice vivid, specific description that draws readers in and adds depth to their writing.
- **Plot Organization & Pacing:** With step-by-step guidance, students map out engaging plots that flow logically and keep readers hooked.
- **Revising for Impact:** They'll revisit their drafts with strategies for adding detail, improving flow, and polishing final pieces.

## 📖 Why this works:

- This unit doesn't just tell students to “add more detail” or “make it interesting”—it shows them how.
- Through six fully scaffolded lessons, teacher-led modeling, and guided practice, students get multiple chances to build, revise, and strengthen each part of their narrative. They learn to connect their creative ideas to real writing skills, making this unit as effective for reluctant writers as it is for budding authors.

## 💡 Perfect for:

- Teachers who want narrative writing instruction that's structured yet creative
- Students who need support breaking writing into manageable, confidence-building steps
- Any middle school ELA class working on creative writing, personal narratives, or fictional storytelling

# Teachers like you have said...



SUCH a valuable resource! There's so much here, and it's all appropriate for my state's learning targets. **Many of my students wrote really impressive narratives, thanks to the help of this resource!** –Amy G.



I love using this with my 7th and 8th graders. It really helps break it down for the students. I also love the amount of modeling she does for her students.  
–Frances S.



I love the writing resources from you! **They are very well made and are easy to understand and pair with texts.** –Ashley S.



This resource has made teaching narrative writing to my 7th graders a breeze! I love how each day is laid out and **set up so students learn a little bit about narrative writing and build their own narratives step-by-step.** I made a couple of changes to some of the mentor text examples, as I am using this in conjunction with literature circle novels and I wanted it to match what my students are currently reading. **Overall, I have felt so organized using this, and most importantly, my students have been engaged!** –Samantha S.



My students needed to work on Narrative writing. This type of resource was very helpful. The teaching of writing is not my forte. **This resource not only helped my students but also helped me be a better teacher.** –Vicki B.



Earlier in the year I struggled to keep my students organized and on-task for larger writing assignments. **This has helped so much recently!** –Abigale G.



# TABLE OF CONTENTS

PAGE	LESSON	LESSON TITLE AND CONCEPT
3		Note to You: Breakdown of Included
4		note to teacher:
5		Narrative writing has many elements that will make students' writing stronger. Teaching students to understand and utilize sensory details in their narrative essays is vital in helping them grow as narrative writers.
6		This mini-unit builds in difficulty with teaching lessons. You may only need some of the lessons. I have outlined an overview of each below so you can decide which lessons will be the most beneficial to you and your students.

## note to teacher:

This mini-unit was designed to help your students master sensory details from a writing standpoint.

Narrative writing has many elements that will make students' writing stronger. Teaching students to understand and utilize sensory details in their narrative essays is vital in helping them grow as narrative writers.

This mini-unit builds in difficulty with teaching lessons. You may only need some of the lessons. I have outlined an overview of each below so you can decide which lessons will be the most beneficial to you and your students.

## digital versions

### DIRECTIONS FOR USING AND MAKING A COPY OF THE STUDENT PAGES:

1. Click on the links below.

## NARRATIVE WRITING STANDARDS

### WRITING STANDARDS AND CONCEPTS

6.W.3	Write narratives to develop real or imagined experiences or events using effective technique, relevant descriptive details, and well-structured event sequences.
6.W.3b	Use narrative techniques, such as dialogue, pacing, and description, to develop experiences, events, and/or characters.
6.W.3d	Use precise words and phrases, relevant descriptive details, and sensory language to convey experiences and events.
7.W.3	Write narratives to develop real or imagined experiences or events using effective technique, relevant descriptive details, and well-structured event sequences.
7.W.3b	Use narrative techniques, such as dialogue, pacing, and description, to develop experiences, events, and/or characters.
7.W.3d	Use precise words and phrases, relevant descriptive details, and sensory language to capture the action and convey experiences and events.
8.W.3	Write narratives to develop real or imagined experiences or events using effective technique, relevant descriptive details, and well-structured event sequences.
8.W.3b	Use narrative techniques, such as dialogue, pacing, and description, to develop experiences, events, and/or characters.
8.W.3d	Use precise words and phrases, relevant descriptive details, and sensory language to capture the action and convey experiences and events.

©MARTINA CAHILL- THE HUNGRY TEACHER

# STEP-BY-STEP TEACHER LESSON PLANS

Includes lesson plans, lesson materials, full-size reference materials, and graphic organizers.

## NARRATIVE SENSORY DETAILS: BACKGROUND

COMMON CORE STANDARDS	SIXTH GRADE	SEVENTH GRADE	EIGHTH GRADE
	Writing: 3, 3b, 3d	Writing: 3, 3b, 3d	Writing: 3, 3b, 3d

## NARRATIVE SENSORY DETAILS: PRACTICE

COMMON CORE STANDARDS	SIXTH GRADE	SEVENTH GRADE	EIGHTH GRADE
	Writing: 3, 3b, 3d	Writing: 3, 3b, 3d	Writing: 3, 3b, 3d

## NARRATIVE SENSORY DETAILS: EXTENDED PRACTICE

COMMON CORE STANDARDS	SIXTH GRADE	SEVENTH GRADE	EIGHTH GRADE
	Writing: 3, 3b, 3d	Writing: 3, 3b, 3d	Writing: 3, 3b, 3d

- LEARNING TARGETS**
1. I can write a narrative to develop real or imagined experiences or events using effective technique, relevant descriptive details, and well-structured event sequences.
  2. I can use narrative techniques, such as dialogue, pacing, and description, to develop experiences, events, and/or characters.
  3. I can use precise words and phrases, relevant descriptive details, and sensory language to convey experiences and events.

- VOCABULARY**
1. **Sensory Details:** details in writing that describe what is being seen, heard, smelled, tasted, and touched

- PREPARATION**
1. **Students will need to be in partners**
  2. **Have copies of** this lesson's story event cards for each partnership or group
  3. **Have copies of the recording sheets** for students

- DIGITAL PREP**
1. Assign digital versions to students in Google Classroom. The digital version is all one file, so you'll only need to assign it once at the start of the unit, then instruct students on which lesson they'll be completing each day.

- LEARNING PERIOD**
1. Explain to students that, today, they are going to use their knowledge of sensory details to embellish story scenes with sensory details.
  2. Explain that you will give them some scene cards. Each card has a few bullet points that need to be crafted into a paragraph.
  3. Tell them that they will need to read each card and rewrite the scene with sensory details that appeal to all five of the senses.
  4. Have students get into partners.
  5. Hand each partner their set of plot cards and recording sheets.

©MARTINA CAHILL- THE HUNGRY TEACHER

## NARRATIVE SENSORY DETAILS: APPLICATION

SIXTH GRADE	SEVENTH GRADE	EIGHTH GRADE
Writing: 3, 3b, 3d	Writing: 3, 3b, 3d	Writing: 3, 3b, 3d

1. I can write a narrative to develop real or imagined experiences or events using effective technique, relevant descriptive details, and well-structured event sequences.

## SENSORY DETAILS: EXTENDED APPLICATION

SIXTH GRADE	SEVENTH GRADE	EIGHTH GRADE
Writing: 3, 3b, 3d	Writing: 3, 3b, 3d	Writing: 3, 3b, 3d

## SENSORY DETAILS: ALTERNATIVE OR EXTENSION

SIXTH GRADE	SEVENTH GRADE	EIGHTH GRADE
Writing: 3, 3b, 3d	Writing: 3, 3b, 3d	Writing: 3, 3b, 3d

I can write a narrative to develop real or imagined experiences or events using effective technique, relevant descriptive details, and well-structured event sequences.

I can use narrative techniques, such as dialogue, pacing, and description, to develop experiences, events, and/or characters.

I can use precise words and phrases, relevant descriptive details, and sensory language to convey experiences and events.

**Sensory Details:** details in writing that describe what is being seen, heard, smelled, tasted, and touched

This lesson can be used in place of lesson five, or it can become your final lesson. Students will write a reading response to analyze sensory details instead of or in addition to writing an original narrative.

**Have an example of a reading response that analyzes the sensory details in a narrative text in some way (or use my example)**

**Download Sensory Details Lesson Six Presentation** (in separate folder)

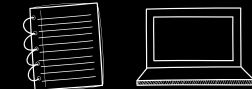
**Access to the Short Stories** from lesson 2

Assign digital versions to students in Google Classroom. The digital version is all one file, so you'll only need to assign it once at the start of the unit, then instruct students on which lesson they'll be completing each day.

**The digital teacher slides link:**

Explain to students that they are going to use their knowledge of sensory details to analyze the development of sensory details in a narrative text.

PRINT AND DIGITAL



# LESSON PRESENTATIONS

PDF and Google Slides lesson presentations for every lesson to display for students while taking notes or learning how to cite text evidence.

Match the definition and example with the correct term.

## TIMES AND PLACES:

## Examples:

## SENSOR DETAILS

What details did you find regarding


## PLOT DIAGRAM

**RISE  
ACTION**

## INCITING INCIDENT

# EXPOSITION

# SENSORY DETAILS



6<sup>th</sup>, 8<sup>th</sup> GRADE narrative writing  
SENSORY DETAILS

4th 5th GRADE narrative writing SENSORY DETAILS

6th-8th GRADE narrative writing  
SCENARIOS DETAILS

6<sup>th</sup>-8<sup>th</sup> GRADE narrative writing

6<sup>th</sup> 8<sup>th</sup> GRADE narrative writing

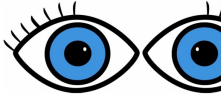
4th-5th GRADE narrative writing SENSORY DETAILS

[illegible]

# AN EXAMPLE OF LESSON ONE'S SLIDES

## THE FIVE SENSES

### SIGHT



SIGHT sensory details

Example from *The Outsider*

"J  
br  
wa  
ter

## SOUND

### SOUND



helps the reader hear  
describes sounds and

SOUND sensory details

Example from *Ghost*:

"But yeah, Mr. Charles can barely hear a thing, which is why he's always yelling at everybody and everybody always yelling at him. His store is a straight-up scream fest, not to mention the extra sound effects from the loud TV he keeps behind the counter-cowboy movies on repeat."

## SMELL



### SMELL

helps the reader smell

### SMELL



sensory details

Example from *Freaky Friday*

"You ever notice how t

## TOUCH



### TOUCH

sensory details

he reader feel;

Example from *The Outsider*

"I was sweating some  
fierce, although I was  
could feel my palms  
cl  
run  
like

## TASTE

### TASTE



helps the reader  
describes flavors

Examples: salty, sweet  
bitter, bland, fishy, fruit  
spicy

## SENSORY DETAILS

### TASTE



sensory details

ed to just put a

## EXIT TICKET

### WHAT ARE SOME OTHER

### SENSORY DETAILS

USE THE PARAGRAPH BELOW

As the sun dipped below the horizon, a warm golden glow grew cooler, carrying smoke from nearby chimneys chirping softly in the while the occasional gentle breeze danced overhead, the stars shimmered in the night sky, their faint light shimmering on the shimmering surface of the hot cocoa. The inside of the cozy blanket, embroidered with the night.

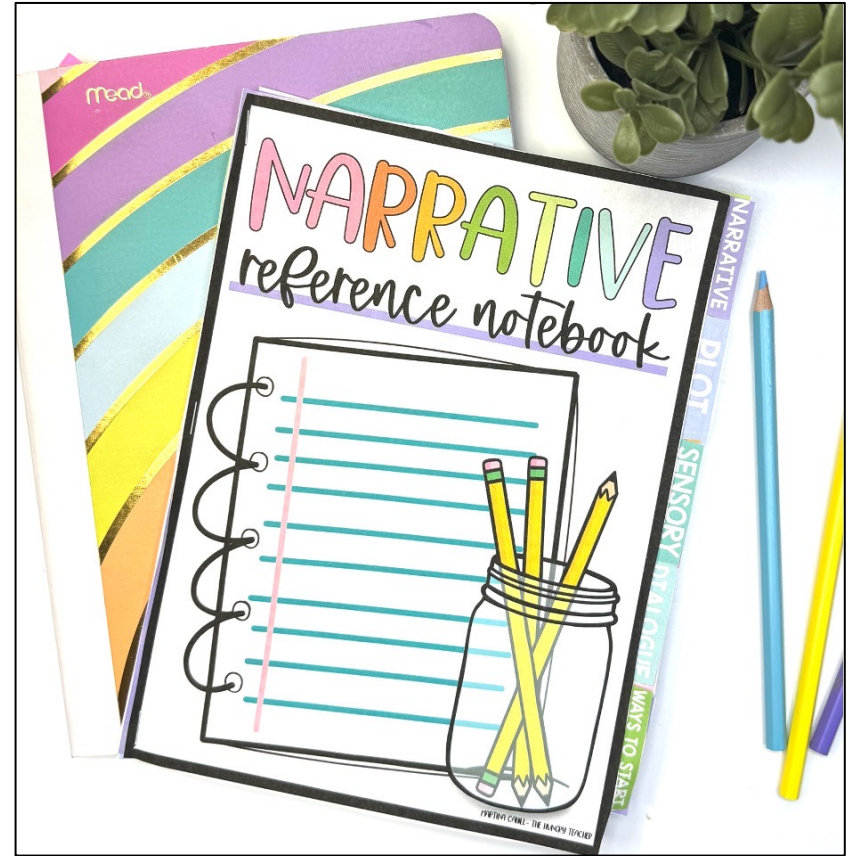
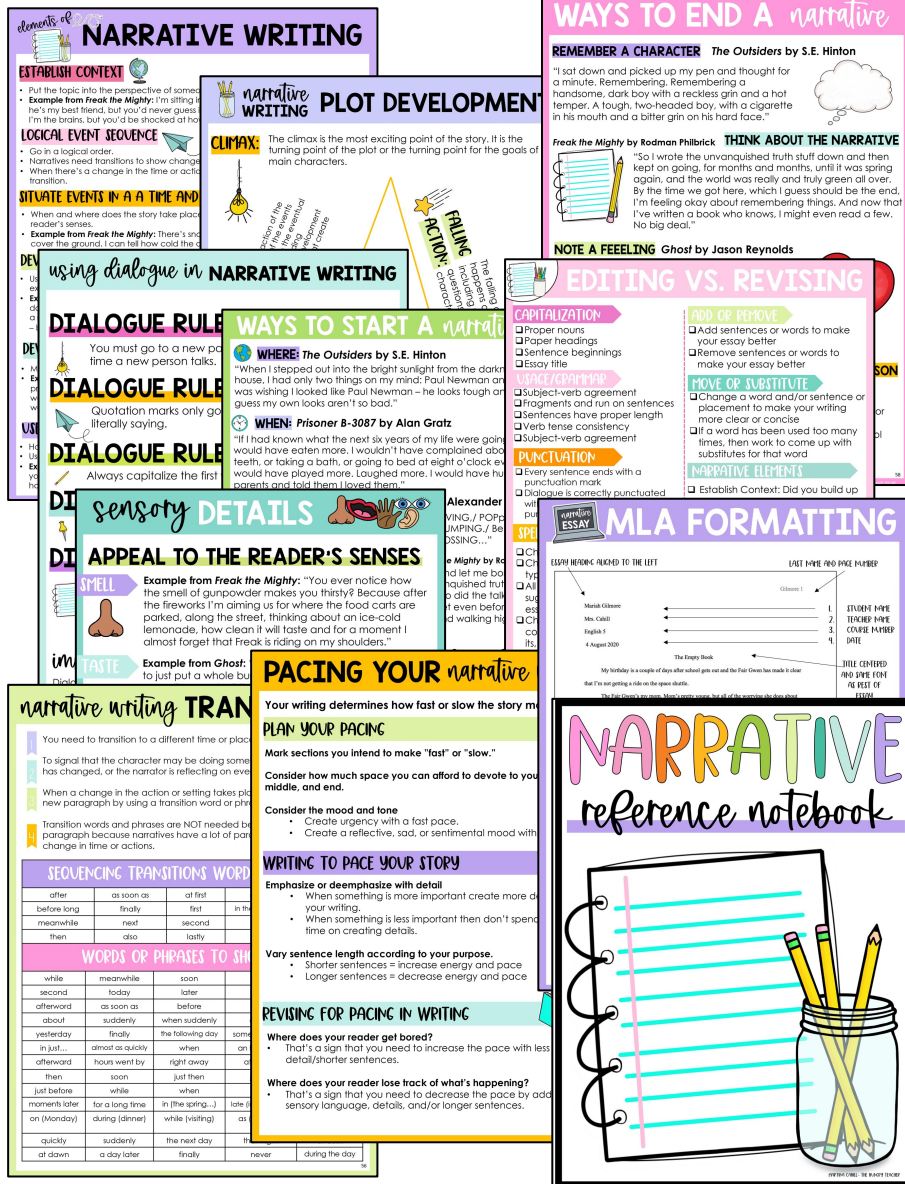
## SENSORY DETAILS







# student reference pages and booklet



## COMES IN SIX DIFFERENT VERSIONS:

1. Tabbed mini-page in full-color
2. Tabbed mini-page in black and white
3. Non-tabbed mini-page in full-color
4. Non-tabbed mini-page in black and white
5. Full-page in full-color
6. Full-page black and white



# digital student notebook and google slides included

**NARRATIVE PLOT COLLECTION** ☆ 📁 🗑️  
File Edit View Insert Format Slide Arrange Tools Extensions Help

🔍 + 🔄 📄 🖨️ 🗑️ 📏 Fit 📏 📏 Background Layout Theme Transition

1 **NARRATIVE WRITING**  
SENSORY DETAILS

2 **lesson one**

3 **SENSORY DETAILS**  
SIGHT helps the reader see or visualize; describes appearance  
SOUND helps the reader hear; describes sounds and noises  
SMELL helps the reader smell; describes fragrances and odors  
TASTE helps the reader taste; describes flavors  
TOUCH helps the reader feel; describes textures and temperature

4 **APPEAL TO THE READER'S SENSES**  
SIGHT helps the reader see or visualize; describes appearance  
SOUND helps the reader hear; describes sounds and noises  
SMELL helps the reader smell; describes fragrances and odors  
TASTE helps the reader taste; describes flavors  
TOUCH helps the reader feel; describes textures and temperature

5 **SENSORY DETAILS**  
SIGHT helps the reader see or visualize; describes appearance  
SOUND helps the reader hear; describes sounds and noises  
SMELL helps the reader smell; describes fragrances and odors  
TASTE helps the reader taste; describes flavors  
TOUCH helps the reader feel; describes textures and temperature

6 **SENSORY DETAILS**  
SIGHT helps the reader see or visualize; describes appearance  
SOUND helps the reader hear; describes sounds and noises  
SMELL helps the reader smell; describes fragrances and odors  
TASTE helps the reader taste; describes flavors  
TOUCH helps the reader feel; describes textures and temperature

**EXAMPLES**

**SENSORY DETAILS**  
details in writing that describe what is being seen, heard, smelled, tasted, and touched

**SIGHT** helps the reader see or visualize; describes appearance

**SOUND** helps the reader hear; describes sounds and noises

**SMELL** helps the reader smell; describes fragrances and odors

**TASTE** helps the reader taste; describes flavors

**TOUCH** helps the reader feel; describes textures and temperature

**LESSON 1** ☆ 📁 🗑️  
File Edit View Insert Format Slide Arrange Tools Extensions Help

🔍 + 🔄 📄 🖨️ 🗑️ 📏 Fit 📏 📏 Background Layout Theme Transition

1 **SENSORY WRITING**  
SENSORY DETAILS

2 **LESSON ONE**

3 **SENSORY DETAILS**

4 **SENSORY DETAILS**  
SIGHT helps the reader see or visualize; describes appearance  
SOUND helps the reader hear; describes sounds and noises  
SMELL helps the reader smell; describes fragrances and odors  
TASTE helps the reader taste; describes flavors  
TOUCH helps the reader feel; describes textures and temperature

5 **THE FIVE SENSES**  
SIGHT  
SOUND  
SMELL  
TASTE  
TOUCH

6 **SIGHT**

7 **SMELL**

**SENSORY DETAILS**

**EXAMPLES**

**SIGHT** helps the reader see or visualize; describes appearance

**SOUND** helps the reader hear; describes sounds and noises

**SMELL** helps the reader smell; describes fragrances and odors

**TASTE** helps the reader taste; describes flavors

**TOUCH** helps the reader feel; describes textures and temperature

**LESSON 1** ☆ 📁 🗑️  
File Edit View Insert Format Slide Arrange Tools Extensions Help

🔍 + 🔄 📄 🖨️ 🗑️ 📏 Fit 📏 📏 Background Layout Theme Transition

1 **SENSORY WRITING**  
SENSORY DETAILS

2 **LESSON ONE**

3 **SENSORY DETAILS**

4 **SENSORY DETAILS**  
SIGHT helps the reader see or visualize; describes appearance  
SOUND helps the reader hear; describes sounds and noises  
SMELL helps the reader smell; describes fragrances and odors  
TASTE helps the reader taste; describes flavors  
TOUCH helps the reader feel; describes textures and temperature

5 **THE FIVE SENSES**  
SIGHT  
SOUND  
SMELL  
TASTE  
TOUCH

6 **SIGHT**

7 **SMELL**

**SENSORY DETAILS**

**EXAMPLES**

**SIGHT** helps the reader see or visualize; describes appearance

**SOUND** helps the reader hear; describes sounds and noises

**SMELL** helps the reader smell; describes fragrances and odors

**TASTE** helps the reader taste; describes flavors

**TOUCH** helps the reader feel; describes textures and temperature

**TASTE** sensory details

**Example from Ghost:**  
"About the sunflower seeds. I used to just put a whole bunch of them in my mouth at the same time, suck all the salt off, then spit them out machine-gun-style. But now I've matured. Now I take my time, moving them around, positioning them for the perfect bite to pop open the shell, then carefully separating the seed from it with my tongue, then – and this is the hard part – keeping the little seed safe in the space between my teeth and tongue, I spit the shells out."

# THE HUNGRY TEACHER'S TERMS OF USE

EACH PAGE OF THIS DOCUMENT IS COPYRIGHTED

## YOU MAY NOT

- YOU **MAY NOT** CLAIM ANY PART OF THIS DOCUMENT AS YOUR OWN.
- YOU **MAY NOT** SHARE OR SELL ANYTHING BASED ON THIS DOCUMENT.
- YOU **MAY NOT** POST ANY PART OF THIS DOCUMENT ONLINE OR ON A SHARED SERVER.
- FOR EDITABLE RESOURCES, YOU **MAY NOT** EDIT THEM TO BE REDISTRIBUTED IN ANY WAY, CLAIMED AS YOUR OWN IN ANY WAY, OR ALTERED AND SHARED AS IF IT WERE MY ORIGINAL WORK.

## YOU MAY

- THIS PRODUCT IS DESIGNED FOR **PERSONAL USE IN ONE CLASSROOM** (ONE TEACHER) ONLY. FOR USE IN MULTIPLE CLASSROOMS, PLEASE PURCHASE ADDITIONAL LICENSES.
- **FREEBIES:** IF YOU CHOOSE TO SHARE ONE OF MY FREEBIES ON YOUR WEBSITE OR ON SOCIAL MEDIA, PLEASE SHARE A LINK FOR PEOPLE TO DOWNLOAD THE ITEM FROM ME AT THE ORIGINAL SOURCE.
- **BLOGGERS:** FEEL FREE TO BLOG ABOUT USING MY PRODUCTS IN YOUR CLASSROOM OR USE THE COVER PAGE TO A RESOURCE AS LONG AS YOU CREDIT ME AND PROVIDE A LINK TO THE ITEM AT THE ORIGINAL SOURCE.

THANK YOU FOR YOUR PURCHASE AND FOR YOUR SUPPORT IN PROTECTING MY WORK



MARTINA@THEHUNGRYTEACHERHUB.COM



# THANK YOU SO MUCH!



FOR TEACHING IDEAS, FREEBIES, AND OTHER FUN STUFF CHECK OUT  
MY BLOG, INSTAGRAM FACEBOOK PAGE, STORE AND PINTEREST

CONNECT WITH ME



[TEACHERSPAYTEACHERS.COM/STORE/MARTINA-CAHILL-THE-HUNGRY-TEACHER](https://www.teacherspayteachers.com/store/martina-cahill-the-hungry-teacher)



[HTTPS://WWW.PINTEREST.COM/THEHUNGRYTEACHER](https://www.pinterest.com/thehungryteacher)



[@THEHUNGRYTEACHER8TH](https://www.instagram.com/thehungryteacher8th)



[FACEBOOK.COM/THEHUNGRYTEACHER/](https://www.facebook.com/thehungryteacher/)



[THEHUNGRYTEACHERBLOG.COM](https://thehungryteacherblog.com)



[MARTINA@THEHUNGRYTEACHERHUB.COM](mailto:MARTINA@THEHUNGRYTEACHERHUB.COM)



## FONTS BY:

